

REPUBLIC OF THE PHILIPPINES
METROPOLITAN NAGA WATER DISTRICT
402 MARANAW AVENUE, NAGA CITY

2015 ANNUAL REPORT

Republic of the Philippines
METROPOLITAN NAGA WATER DISTRICT

VISION, MISSION AND CORE VALUES

I. GENERAL

- A. Administrative
- B. Financial/Commercial
- C. Technical
- D. Operational

2015

ANNUAL REPORT

A. INFORMATION ON THE DISTRICT'S PHYSICAL ASSETS AND FACILITIES

- 1. Organization
- 2. Existing System Facilities

B. Current Operations/ Financial Highlights

- 1. Existing Water Rates
- 2. Operating Income/ Expenses
- 3. Financial Highlights

C. Community Economic Profiles

- 1. Total Population
- 2. Local Government Income
- 3. Major Source of Income
- 4. Average Monthly Expenditures
- 5. Municipally/City Revenue
- 6. Average rate of Mortality (Water Borne Diseases)
- 7. Average rate of Abandonment (Water Borne Diseases)
- 8. Major Agricultural, Industrial and Commercial Activities

D. Other Information

PLANTILLA OF PERSONNEL
 Issued pursuant to Revised Local Water District Manuel Categorization (LWD),
 Manual on Categorization, Re -Categorization and Other Related Matters (LWD-MACRO)
 Effective: May 1, 2015

Annex C

Agency: METROPOLITAN NAGA WATER DISTRICT						Address: 40 J. MIRANDA AVENUE, NAGA CITY									
ITEM NO.		Position Title (3)	Salary Grade (4)	Authorized SALARY (NBC 540) Effective: June 01, 2012 (5)	Salary Step (6)	Actual SALARY (7)	NAME OF INCUMBENT (8)	SEX (9)	Date of Birth (10)	TIN (11)	Date original Appointment (12)	Date of last Promotion (13)	Status (14)	Civil Service Eligibility (15)	RE
CY 2014 (1)	CY 2015 (2)														
1	1	I. OFFICE OF THE GENERAL MANAGER General Manager A	28	67,684.00	1	67,684.00	VACANT								
	2	Executive Assistant A.(New)	20	36,567.00	1	36,567.00	VACANT								
7	3	Minutes/Agenda Officer B	11	18,549.00	1	18,549.00	VACANT								
		INFORMATION & COMMUNICATIONS TECHNOLOGY SECTION													
3	4	Management Information Systems Development Chief B	20	36,567.00	1	36,567.00	ERIC O. ZANTUA	Male	09/06/79	931-792-270	03/16/04	11/16/11	Perm.	CS Prof.	
		PUBLIC RELATIONS & EXTERNAL AFFAIRS SECTION													
9	5	Community Relations Officer A	14	23,044.00	1	23,044.00	MAIDE D. SISON	Female	04/09/74	913-383-726	12/16/98		Perm.	CS Prof	
	6	Clerk Processor B (New)	6	12,921.00	1	12,921.00	VACANT								
		INTERNAL AUDIT SECTION													
	7	Senior Internal Control Officer A	18	31,351.00	1	31,351.00	VACANT								
70	8	Internal Control Officer A	13	21,436.00	1	21,436.00	MARICEL F. ALINARTE	Female	12/14/86	402-885-417	04/01/12		Perm.	RA 1080	
		II. ADMINISTRATIVE SERVICES DEPARTMENT													
		ADMINISTRATIVE/GENERAL SERVICES, MATERIALS & SUPPLY MANAGEMENT DIVISION													
15	9	Division Manager A	24	49,750.00	1	49,750.00	JEREMIAS P. ABAN, JR.	Male	02/25/54	110-323-940	04/01/88	01/01/11	Perm.	CS Prof.	
		ADMINISTRATIVE /GENERAL SERVICES SECTION													
16	10	Administrative /General Services Chief B	19	33,859.00	1	33,859.00	JON LOUIE A. SANCHEZ	Male	09/04/70	174-115-946	10/01/94	05/16/14	Perm.	CS Prof.	
21	11	Administration Services Assistant B	10	17,255.00	1	17,255.00	LEONARDO R. ALARZAR	Male	02/21/77	915-780-960	02/07/03	12/01/09	Perm.		
27	12	Utilities /Customer Service Assistant C	8	14,931.00	1	14,931.00	JOHN G. EVANGELISTA	Male	02/16/61	189-584-345	10/02/00		Perm.	Drivers Lic.	
99	13	Utilities /Customer Service Assistant C	8	14,931.00	1	14,931.00	JERRY SIXTO O. ALMOITE	Male	07/24/57	118-714-478	12/16/98		Perm.	Drivers Lic.	

PLANTILLA OF PERSONNEL
 Issued pursuant to Revised Local Water District Manual Categorization (LWD),
 Manual on Categorization, Re-Categorization and Other Related Matters (LWD-MACRO)
 Effective: May 1, 2015

Agency: METROPOLITAN NAGA WATER DISTRICT							Address: 40 J. MIRANDA AVENUE, NAGA CITY							
ITEM NO.		Position Title (3)	Salary Grade (4)	Authorized SALARY (NBC 540) Effective: June 01, 2012 (5)	Salary Step (6)	Actual SALARY (7)	NAME OF INCUMBENT (8)	SEX (9)	Date of Birth (10)	TIN (11)	Date original Appointment (12)	Date of last Promotion (13)	Status (14)	Civil Service Eligibility (15)
CY 2014 (1)	CY 2015 (2)													
25	14	Utilities /Customer Service Assistant C	8	14,931.00	1	14,931.00	RAMON R. INIGO	Male	11/28/50	182-746-686	10/01/94	11/01/06	Perm.	Drivers Lic.
100	15	Utilities /Customer Service Assistant C	8	14,931.00	1	14,931.00	RAMON DLS. PEREZ	Male	08/31/60	402-889-645	01/01/13		Perm.	
26	16	Driver-Mechanic B	7	13,890.00	1	13,890.00	LORENZO M. BORJA	Male	10/29/59	924-901-742	01/01/04		Perm.	Drivers Lic.
28	17	Driver-Mechanic B	7	13,890.00	1	13,890.00	DAVID C. GUMBA, JR.	Male	02/02/57	182-746-709	03/01/96		Perm.	Drivers Lic.
29	18	Driver-Mechanic B	7	13,890.00	1	13,890.00	DOROTEO M. PUJADO	Male	03/01/62	915-781-146	05/16/02		Perm.	Drivers Lic.
30	19	Driver-Mechanic B	7	13,890.00	1	13,890.00	ROBERTO G. AZUL	Male	03/11/66	927-552-300	02/07/03		Perm.	Drivers Lic.
35	20	Housekeeping Services Assistant	6	12,921.00	1	12,921.00	BONIFACIO B. BESINIO	Male	11/30/75	182-749-695	04/05/99		Perm.	
34	21	Housekeeping Services Assistant	6	12,921.00	1	12,921.00	JOSEPH B. CANDIA	Male	09/21/76	913-383-767	12/16/98		Perm.	
		MATERIALS & SUPPLY MANAGEMENT SECTION												
	22	Supervising Material Planning Officer (New)	19	33,859.00	1	33,859.00	VACANT							
285	23	Senior Property/ Supply Officer	16	26,878.00	1	26,878.00	JOSE MARIA O. BASA	Male	02/15/56	915-781-000	03/01/01	09/16/08	Perm.	CS Prof.
164	24	Procurement Analyst A	13	21,436.00	1	21,436.00	MARIVIC A. LILLO	Female	01/06/72	182-747-831	02/07/03	12/01/09	Perm.	CS S. Prof.
		HUMAN RESOURCE DIVISION												
37	25	Division Manager A	24	49,750.00	1	49,750.00	RICARDO B. FELIX III	Male	01/31/77	917-888-268	04/01/02	05/16/14	Perm.	CS Prof.
		MANPOWER PLANNING, RECRUITMENT, TRAINING & DEVELOPMENT SECTION												
62	26	Industrial Relations Management Officer C	11	18,549.00	1	18,549.00	CRISTINA S. TADURAN	Female	03/27/72	900-792-076	01/01/13		Perm.	CS Prof.
		PERSONNEL WELFARE SECTION												
80	27	Senior Industrial Nurse	15	24,887.00	1	24,887.00	JUNE AGATHA L. BORJA	Female	06/07/68	112-530-975	12/16/98	11/01/06	Perm.	RA 1080

PLANTILLA OF PERSONNEL
 Issued pursuant to Revised Local Water District Manuel Categorization (LWD),
 Manual on Categorization, Re-Categorization and Other Related Matters (LWD-MACRO)
 Effective: May 1, 2015

Agency: METROPOLITAN NAGA WATER DISTRICT							Address: 40 J. MIRANDA AVENUE, NAGA CITY							
ITEM NO.		Position Title (3)	Salary Grade (4)	Authorized SALARY (NBC 540) Effective: June 01, 2012 (5)	Salary Step (6)	Actual SALARY (7)	NAME OF INCUMBENT (8)	SEX (9)	Date of Birth (10)	TIN (11)	Date original Appointment (12)	Date of last Promotion (13)	Status (14)	Civil Service Eligibility (15)
CY 2014 (1)	CY 2015 (2)													
52	28	Industrial Relations Management Officer B	13	21,436.00	1	21,436.00	NYMPHA P. SAVILLA	Female	07/13/77	906-648-056	01/01/13		Perm.	CSC MC II- Data Encoder
8	29	Industrial Relations Management Officer C	11	18,549.00	1	18,549.00	STEPHEN P. NIEVES, JR.	Male	10/04/81	941-223-961	01/01/13		Perm.	CS Prof.
III. FINANCE DEPARTMENT														
ACCOUNTING DIVISION														
54	30	Division Manager A	24	49,750.00	1	49,750.00	EMMA A. CUYO	Female	12/31/67	162-748-975	10/01/93	04/01/02	Perm.	RA 1080 CPA
GENERAL ACCOUNTING SECTION														
	31	Senior Corporate Accountant A (New)	18	31,351.00	1	31,351.00	VACANT							
75	32	Corporate Accounts Analyst	13	21,436.00	1	21,436.00	BELLA B. BAUTISTA	Female	11/05/57	110-323-909	06/01/81	06/01/85	Perm.	
78	33	Corporate Accounts Analyst	13	21,436.00	1	21,436.00	ENRIQUE I. ALVAREZ	Male	02/06/64	915-780-978	03/16/99		Perm.	CS Prof.
63	34	Senior Accounting Processor B	10	17,255.00	1	17,255.00	MERRYLIE N.S BARRION	Female	09/19/83	268-648-665	01/01/09		Perm.	CS Prof.
PAYROLL & SUBSIDIARY SECTION														
57	35	Senior Financial/Accounts Specialist	18	31,351.00	1	31,351.00	MARIA CYRIL A. CABALLERO	Female	12/11/66	913-383-741	12/16/98	04/01/12	Perm.	CS Prof.
59	36	Financial/Accounts Specialist	15	24,887.00	1	24,887.00	LUALHATI U. BOCO	Female	09/05/73	179-569-114	10/02/00	01/01/13	Perm.	CS Prof.
11	37	Financial Planning Analyst	13	21,436.00	1	21,436.00	ANELLE B. APIN	Female	10/28/80	942-368-771	11/16/11		Perm.	CSC MC II- Data Encoder
TREASURY AND BUDGET DIVISION														
TREASURY SECTION														
73	38	Cashiering Services Chief B	20	36,567.00	1	36,567.00	CYNTHIA LOURDES O. ALVAREZ	Female	04/11/56	110-323-860	01/22/80	12/01/09	Perm.	CS Prof.
81	39	Utilities/Customer Service Officer B	14	23,044.00	1	23,044.00	ERMA B. DE PADUA	Female	12/11/70	162-747-020	09/01/95	01/01/13	Perm.	CS Prof.
85	40	Cashier B	14	23,044.00	1	23,044.00	HAIDE O. REYES	Female	03/11/62	124-380-344	11/01/91	12/01/09	Perm.	CS S-Prof.

PLANTILLA OF PERSONNEL
 Issued pursuant to Revised Local Water District Manuel Categorization (LWD),
 Manual on Categorization, Re -Categorization and Other Related Matters (LWD-MACRO)
 Effective: May 1, 2015

Agency: METROPOLITAN NAGA WATER DISTRICT							Address: 40 J. MIRANDA AVENUE, NAGA CITY								
ITEM NO.	CY	Position Title	Salary Grade	Authorized SALARY (NBC 540) Effective: June 01, 2012	Salary Step	Actual SALARY	NAME OF INCUMBENT	SEX	Date of Birth	TIN	Date original Appointment	Date of last Promotion	Status	Civil Service Eligibility	REMARKS
(1)	(2)	(3)	(4)	(5)	(6)	(7)	(8)	(9)	(10)	(11)	(12)	(13)	(14)	(15)	(16)
	41	Utilities/Customer Service Assistant A	12	19,940.00	1	19,940.00	VACANT								
84	42	Cashier C	12	19,940.00	1	19,940.00	EUGENE I. CURBA	Male	01/11/73	915-781-034	10/02/00	04/01/12	Perm.	CS Prof.	
86	43	Utilities/Customer Service Assistant A	12	19,940.00	1	19,940.00	LINUS S. UVERO	Male	08/19/69	167-210-824	03/16/99	12/01/09	Perm.	CS S-Prof.	
24	44	Utilities/Customer Service Assistant A	12	19,940.00	1	19,940.00	CARMELITA C. VELASCO	Female	07/16/58	904-604-281	11/01/97	12/01/07	Perm.	CS Prof.	
	45	Utilities/Customer Service Assistant C	8	14,931.00	1	14,931.00	VACANT								
53	46	Clerk Processor B	6	12,921.00	1	12,921.00	ALFREDO V. VILLANEA, JR.	Male	09/06/67	931-796-610	09/16/08		Perm.		
67	47	BUDGET SECTION Senior Corporate Budget Specialist	20	36,567.00	1	36,567.00	CHRISTINA B. CARMONA	Female	04/03/79	931-793-013	12/01/09	01/01/13	Perm.	RA 1080 CPA	
	48	Senior Corporate Budget Analyst (New)	15	24,887.00	1	24,887.00	VACANT								
77	49	Corporate Budget Analyst A	13	21,436.00	1	21,436.00	CIRILO B. ASIS, JR.	Male	12/26/57	110-324-369	03/01/87	02/01/96	Perm.		
		IV. COMMERCIAL SERVICES DEPARTMENT													
89	50	CUSTOMER SERVICES DIVISION Division Manager A	24	49,750.00	1	49,750.00	VIRGINIA I. NERO	Female	01/28/65	108-334-461	03/08/99		Perm.	RA 1080 CPA	
91	51	BILLING SECTION Supervising Utilities/ Customer Service Officer	20	36,567.00	1	36,567.00	SHIRLEY B. PEÑA	Female	01/22/67	110-324-047	01/01/90	01/01/11	Perm.	CS Prof.	
92	52	Utilities/Customer Service Officer B	14	23,044.00	1	23,044.00	DULCE GENEVIEVE M. CAYETANO	Female	01/31/64	151-145-607	09/01/92	01/01/11	Perm.	CS Prof.	
95	53	Utilities/Customer Service Officer B	14	23,044.00	1	23,044.00	MARIA ANDRINA L. VITALICIO	Female	06/16/60	110-323-991	08/01/80	01/01/81	Perm.		
97	54	Utilities/Customer Service Officer B	14	23,044.00	1	23,044.00	ADELINE A. GREGORIO	Female	01/10/62	110-324-014	01/16/87		Perm.		
98	55	Utilities/Customer Service Assistant B	10	17,255.00	1	17,255.00	ANGELO A. SUZARA	Male	02/17/78	942-368-798	09/16/08		Perm.	CS Prof.	

PLANTILLA OF PERSONNEL
 Issued pursuant to Revised Local Water District Manuel Categorization (LWD),
 Manual on Categorization, Re-Categorization and Other Related Matters (LWD-MACRO)
 Effective: May 1, 2015

Agency: METROPOLITAN NAGA WATER DISTRICT							Address: 40 J. MIRANDA AVENUE, NAGA CITY							
ITEM NO.		Position Title (3)	Salary Grade (4)	Authorized SALARY (NBC 540) Effective: June 01, 2012 (5)	Salary Step (6)	Actual SALARY (7)	NAME OF INCUMBENT (8)	SEX (9)	Date of Birth (10)	TIN (11)	Date original Appointment (12)	Date of last Promotion (13)	Status (14)	Civil Service Eligibility (15)
CY 2014 (1)	CY 2015 (2)													
	56	Utilities/Customer Service Assistant D (New)	6	12,921.00	1	12,921.00	VACANT							
105	57	SERVICING SECTION Utilities/Customer Service Officer B	14	23,044.00	1	23,044.00	MARILYN A. ARDEVELA	Female	04/01/57	110-323-433	01/16/87	01/01/13	Perm.	CS Prof.
96	58	Utilities/Customer Service Officer B	14	23,044.00	1	23,044.00	ANITA R. SABALLA	Female	07/17/56	110-324-006	11/01/82	06/01/84	Perm.	
12	59	Utilities/Customer Service Assistant B	10	17,255.00	1	17,255.00	ABIGAIL G. PEÑOLA	Female	01/08/82	939-056-153	01/01/13		Perm.	CS Prof.
76	60	Utilities/Customer Service Assistant C	8	14,931.00	1	14,931.00	VACANT							
	61	Utilities/Customer Service Assistant D (New)	6	12,921.00	1	12,921.00	VACANT							
110	62	CUSTOMER ACCOUNTS DIVISION METER READING SECTION Utilities/Customer Service Officer A	16	26,878.00	1	26,878.00	ROMEO R. BABIERA	Male	05/31/59	108-334-357	09/01/99	04/01/02	Perm.	CS Prof.
112	63	Utilities/Customer Service Officer B	14	23,044.00	1	23,044.00	EDUARDO P. PATRIARCA	Male	05/14/60	110-324-071	03/01/87		Perm.	
130	64	Utilities/Customer Service Assistant B	10	17,255.00	1	17,255.00	GAVINO ALFREDO M. SANTOS	Male	10/16/70	931-792-262	09/16/08		Perm.	CS S Prof.
136	65	Utilities/Customer Service Assistant C	8	14,931.00	1	14,931.00	LEAN ERIC B. VIÑAS	Male	04/04/85	947-754-694	01/01/13		Perm.	CS Prof.
	66	Utilities/Customer Service Assistant D (New)	6	12,921.00	1	12,921.00	VACANT							
102	67	INVESTIGATION SECTION Utilities/Customer Service Officer A	16	26,878.00	1	26,878.00	ALEX S. MORALES	Male	06/04/56	915-781-083	09/01/99		Perm.	CS S-Prof.
111	68	Utilities/Customer Service Officer B	14	23,044.00	1	23,044.00	RAFAEL A. SAMBO	Male	08/27/58	110-324-063	01/16/87		Perm.	
59	69	Utilities/Customer Service Assistant B	10	17,255.00	1	17,255.00	VACANT							

PLANTILLA OF PERSONNEL
 Issued pursuant to Revised Local Water District Manual Categorization (LWD),
 Manual on Categorization, Re -Categorization and Other Related Matters (LWD-MACRO)
 Effective: May 1, 2015

Agency: METROPOLITAN NAGA WATER DISTRICT

ITEM NO.		Position Title (3)	Salary Grade (4)	Authorized SALARY (NBC 540) Effective: June 01,2012 (5)	Salary Step (6)	Actual SALARY (7)	Address: 40 J. MIRANDA AVENUE, NAGA CITY								
CY 014 (1)	CY 2015 (2)						NAME OF INCUMBENT (8)	SEX (9)	Date of Birth (10)	TIN (11)	Date original Appointment (12)	Date of last Promotion (13)	Status (14)	Civil Service Eligibility (15)	RE
32	70	COLLECTION/DISCONNECTION SECTION Supervising Utilities/ Customer Service Officer	20	36,567.00	1	36,567.00	ANTONIO MANUEL G. PABILEÑA	Male	03/28/57	110-324-089	01/16/87	01/01/11	Perm.	CS Prof.	
31	71	Utilities/Customer Service Assistant B	10	17,255.00	1	17,255.00	MARK CHRISTIAN S. ANGELES	Male	12/20/74	942-368-763	12/01/09		Perm.	CS S Prof.	
07	72	Utilities/Customer Service Assistant B	10	17,255.00	1	17,255.00	LONINGNING N. PAPA	Female	09/06/79	287-967-871	12/01/09		Perm.	CS Prof.,LET	
	73	Utilities/Customer Service Assistant D (New)	6	12,921.00	1	12,921.00	VACANT								
		V. ENGINEERING AND ENVIRONMENT DEPARTMENT													
		ENVIRONMENT & WATER RESOURCES DIVISION													
		WATERSHED SECTION													
	74	Principal Engineer B	21	39,493.00	1	39,493.00	GILBERT V. ELEAZAR	Male	11/07/59	152-016-159	03/01/96	01/01/11	Perm.	RA 1080	
	75	Senior Water Utilities Management / Development Officer	18	31,351.00	1	31,351.00	VICENTE ANICETO D. RUBIO	Male	09/04/57	913-384-365	12/16/98	09/01/08	Perm.	(M.E) CS Prof.	
	76	Community Relations Officer B	12	19,940.00	1	19,940.00	ANTONIO R. MIÑA	Male	08/26/56	915-781-075	12/01/09	01/01/13	Perm.	CS Prof.	
		WASTEWATER SECTION													
	77	Principal Engineer C	20	36,567.00	1	36,567.00	NOEL A. MARTINEZ, JR.	Male	01/13/79	942-368-789	09/16/08		Perm.	RA 1080	
	78	Environmental Analyst	12	19,940.00	1	19,940.00	BENITO FELIPE P. MORALES	Male	09/20/64	126-422-210	12/16/98	01/01/13	Perm.	CS Prof.	
		PLANNING, DESIGN & CONSTRUCTION DIVISION													
	79	Division Manager A	24	49,750.00	1	49,750.00	RENATO R. DE LA CRUZ	Male	04/07/58	144-933-227	10/01/93	06/01/04	Perm.	RA 1080	
		PLANNING & DESIGN SECTION													
	80	Principal Engineer C	20	36,567.00	1	36,567.00	VIRGILIO B. LUANSING I	Male	06/29/65	138-421-273	12/01/07	11/16/11	Perm.	RA 1080	
	81	Project Planning and Development Officer A	15	24,887.00	1	24,887.00	ROGELIO S. BALDON	Male	09/09/56	915-780-995	12/01/99	04/01/12	Perm.	CS Prof.	
	82	Project Planning & Development Officer C	11	18,549.00	1	18,549.00	JOSE L. ROBREDO	Male	11/16/74	931-792-254	12/01/09		Perm.	RA 1080	

PLANTILLA OF PERSONNEL

Issued pursuant to Revised Local Water District Manuel Categorization (LWD),
Manual on Categorization, Re -Categorization and Other Related Matters (LWD-MACRO)
Effective: May 1, 2015

Agency: METROPOLITAN NAGA WATER DISTRICT

Address: 40 J. MIRANDA AVENUE, NAGA CITY

ITEM NO.		Position Title (3)	Salary Grade (4)	Authorized SALARY (NBC 540) Effective: June 01,2012 (5)	Salary Step (6)	Actual SALARY (7)	NAME OF INCUMBENT (8)	SEX (9)	Date of Birth (10)	TIN (11)	Date original Appointment (12)	Date of last Promotion (13)	Status (14)	Civil Service Eligibility (15)
CY 2014 (1)	CY 2015 (2)													
167	83	CONSTRUCTION SECTION Principal Engineer C	20	36,567.00	1	36,567.00	MELVIN B. MACARAIG	Male	05/13/72	177-526-289	12/01/07		Perm.	RA 1080
165	84	Project Planning & Development Officer C	11	18,549.00	1	18,549.00	SAMUEL A. AMORES	Male	07/25/67	146-762-308	01/01/11		Perm.	CS Prof.
VI. PRODUCTION DEPARTMENT														
WATER PRODUCTION & ELECTRO-MECHANICAL DIVISION														
173	85	Division Manager A	24	49,750.00	1	49,750.00	HENRY V. BALMACEDA <i>Pat</i>	Male	02/16/55	146-845-195	08/02/99	05/04/09	Perm.	RA 1080
215	86	Clerk Processor B	6	12,921.00	1	12,921.00	VACANT							
WATER PRODUCTION SECTION														
174	87	Supervising Water Utilities Management /Develop	20	36,567.00	1	36,567.00	EDGAR E. CREDO	Male	12/05/58	151-086-033	12/01/99	05/16/02	Perm.	RA 1080
177	88	Utilities/Customer Service Assistant A	12	19,940.00	1	19,940.00	CLEMENTE F. ALIPANTE	Male	07/06/58	110-324-248	12/01/81	02/01/96	Perm.	
179	89	Utilities/Customer Service Assistant A	12	19,940.00	1	19,940.00	ERNESTO M. MILLANO	Male	08/07/66	124-380-352	11/01/91		Perm.	
180	90	Utilities/Customer Service Assistant A	12	19,940.00	1	19,940.00	WENEFREDO P. APIN	Male	02/10/59	110-324-465	01/02/90	03/16/99	Perm.	WRFO
181	91	Utilities/Customer Service Assistant A	12	19,940.00	1	19,940.00	ALBERT S. YOCAMPO	Male	03/18/72	174-115-988	12/16/94		Perm.	CSC-MC 11 596
182	92	Utilities/Customer Service Assistant A	12	19,940.00	1	19,940.00	RUSSEL I. BOCO	Male	08/09/74	931-792-205	10/01/08	01/01/13	Perm.	WRFO
185	93	Utilities/Customer Service Assistant A	12	19,940.00	1	19,940.00	VICTOR FRANCIS G. BARTILET	Male	09/24/67	174-115-962	12/16/94		Perm.	CSC-MC 11 596
186	94	Utilities/Customer Service Assistant A	12	19,940.00	1	19,940.00	VIRGILIO E. MORANDARTE	Male	07/27/66	931-792-221	10/01/08	01/01/13	Perm.	WRFO
188	95	Utilities/Customer Service Assistant A	12	19,940.00	1	19,940.00	DIONICIO C. RABAGO <i>Del</i>	Male	12/26/57	130-308-883	01/16/95		Perm.	CSC-MC 11 596
189	96	Utilities/Customer Service Assistant A	12	19,940.00	1	19,940.00	ELMER A. SUMAYAO	Male	04/21/70	915-781-188	04/16/08		Perm.	WRFO
														CSC-MC 11 596

PLANTILLA OF PERSONNEL
 Issued pursuant to Revised Local Water District Manual Categorization (LWD),
 Manual on Categorization, Re -Categorization and Other Related Matters (LWD-MACRO)
 Effective: May 1, 2015

Agency: METROPOLITAN NAGA WATER DISTRICT							Address: 40 J. MIRANDA AVENUE, NAGA CITY							
ITEM NO.		Position Title (3)	Salary Grade (4)	Authorized SALARY (NBC 540) Effective: June 01,2012 (5)	Salary Step (6)	Actual SALARY (7)	NAME OF INCUMBENT (8)	SEX (9)	Date of Birth (10)	TIN (11)	Date original Appointment (12)	Date of last Promotion (13)	Status (14)	Civil Service Eligibility (15)
CY 2014 (1)	CY 2015 (2)													
191	97	Utilities/Customer Service Assistant A	12	19,940.00	1	19,940.00	RUSSEL B. LANUZO	Male	04/28/71	153-778-051	10/01/95	04/01/12	Perm.	WRFO
192	98	Utilities/Customer Service Assistant A	12	19,940.00	1	19,940.00	MATIAS D. VILLANUEVA	Male	05/03/67	179-642-202	09/01/95		Perm.	WRFO
193	99	Utilities/Customer Service Assistant A	12	19,940.00	1	19,940.00	EMMANUEL E. ERISARE	Male	06/04/61	904-604-273	09/01/95		Perm.	WRFO
194	100	Utilities/Customer Service Assistant A	12	19,940.00	1	19,940.00	FERDINAND Z. CAPISTRANO	Male	06/17/70	913-383-783	12/16/98		Perm.	WRFO
195	101	Utilities/Customer Service Assistant A	12	19,940.00	1	19,940.00	DENNIS V. ASENCE	Male	04/02/73	915-780-986	09/16/08		Perm.	WRFO
196	102	Utilities/Customer Service Assistant A	12	19,940.00	1	19,940.00	RONALD P. SARMIENTO	Male	02/23/71	913-383-759	12/16/98	12/16/99	Perm.	WRFO
197	103	Utilities/Customer Service Assistant A	12	19,940.00	1	19,940.00	SEGUNDO C. PRADO	Male	11/16/60	166-431-134	12/16/98		Perm.	WRFO
198	104	Utilities/Customer Service Assistant A	12	19,940.00	1	19,940.00	ANTENOR F. CREO	Male	09/11/52	913-383-775	12/16/98		Perm.	WRFO
200	105	Utilities/Customer Service Assistant A	12	19,940.00	1	19,940.00	SEBASTIAN D. SANDRINO, JR.	Male	10/07/66	915-781-170	02/07/03		Perm.	WRFO
19	106	Water Resources Facilities Technician	11	18,549.00	1	18,549.00	GUILLERMO O. PANIZARES	Male	02/01/71	913-384-373	02/01/99	11/16/11	Perm.	TESDA
289	107	Water Resources Facilities Operator A	8	14,931.00	1	14,931.00	DOMINGO M. LIZARDO	Male	08/04/63	118-343-653	01/01/13		Temp.	TESDA WRFO
211	108	Water Resources Facilities Operator A	8	14,931.00	1	14,931.00	ANGEL B. NATOR	Male	10/08/75	931-792-239	01/01/04	04/16/14	Perm.	WRFO
13	109	Water Resources Facilities Operator A	8	14,931.00	1	14,931.00	ABELARDO G. PALOYO	Male	05/02/69	924-933-429	12/01/07		Perm.	Drivers Lic.
31	110	Water Resources Facilities Operator A	8	14,931.00	1	14,931.00	MIGUEL B. BUENDIA	Male	05/03/72	931-794-457	09/16/08		Perm.	Drivers Lic.
	111	ELECTRO-MECHANICAL SECTION Supervising Water Utilities Management/ Development Officer (New)	20	36,567.00	1	36,567.00	VACANT							
227	112	Water /Sewerage Maintenance Head	16	26,878.00	1	26,878.00	FRANCISCO B. FLORDELIZ	Male	01/09/58	110-324-416	01/16/87	09/16/08	Perm.	

PLANTILLA OF PERSONNEL
 Issued pursuant to Revised Local Water District Manual Categorization (LWD),
 Manual on Categorization, Re-Categorization and Other Related Matters (LWD-MACRO)
 Effective: May 1, 2015

City: METROPOLITAN NAGA WATER DISTRICT

NAGA WATER DISTRICT															
ITEM NO.						Address: 40 J. MIRANDA AVENUE, NAGA CITY									
Y	CY	Position Title	Salary Grade	Authorized SALARY (NBC 540) Effective: June 01, 2012	Salary Step	Actual SALARY	NAME OF INCUMBENT	SEX	Date of Birth	TIN	Date original Appointment	Date of last Promotion	Status	Civil Service Eligibility	REMARKS
(4)	(2)	(3)	(4)	(5)	(6)	(7)	(8)	(9)	(10)	(11)	(12)	(13)	(14)	(15)	(16)
113		Utilities /Customer Service Officer B	14	23,044.00	1	23,044.00	RICKY S. ROMERO	Male	03/17/70	913-383-792	12/16/98	01/01/11	Perm.	WRFO	
114		Water /Sewerage Maintenance Foreman	14	23,044.00	1	23,044.00	ARTURO M. MARCO	Male	07/09/64	174-115-970	12/16/94	04/01/02	Perm.	CSC-MC 11 S96	
115		Water /Sewerage Maintenance Foreman	14	23,044.00	1	23,044.00	EDGARDO A. DELA ROSA	Male	11/18/54	111-420-622	12/01/09		Perm.	WRFO	
116		Water /Sewerage Maintenance Foreman	14	23,044.00	1	23,044.00	ROBERTO V. ROSALES	Male	02/03/55	174-122-945	01/16/95	02/01/96	Perm.	CSC-MC 11 S96	
117		Engineer A	14	23,044.00	1	23,044.00	RONALD G. RADA	Male	05/04/81	402-889-687	01/01/11		Perm.	WRFO	
118		Utilities/Customer Service Assistant A	12	19,940.00	1	19,940.00	ANTONIO V. LUNA	Male	09/05/56	110-324-280	01/16/87	11/01/94	Perm.	CSC-MC 11 S96	
119		Water/Sewerage Maintenance Man A	8	14,931.00	1	14,931.00	DEMETRIO P. CIELO	Male	03/23/70	265-834-905	09/16/08		Perm.	R.A 1080	
120		Water/Sewerage Maintenance Man A	8	14,931.00	1	14,931.00	RODEL B. RAQUITICO	Male	11/12/78	265-835-688	09/16/08		Perm.		
121		Water/Sewerage Maintenance Man A	8	14,931.00	1	14,931.00	DANTE R. BODINO	Male	05/24/68	922-818-894	09/16/08		Perm.		
		WATER QUALITY DIVISION													
		WATER QUALITY/ASSURANCE SECTION													
122		Quality Control/Assurance Chief	20	36,567.00	1	36,567.00	MARIA LUISA B. LLAGUNO	Female	03/28/57	110-324-552	06/01/82	09/16/08	Perm.	RA 1080	
123		Laboratory Technician C (New)	6	12,921.00	1	12,921.00	VACANT								
124		Medical Technologist II	15	24,887.00	1	24,887.00	MARIBEL B. PADILLA	Female	01/19/72	192-769-404	12/01/09		Perm.	RA 1080	
		VII. PIPELINES AND APPURTENANCES MAINTENANCE DEPARTMENT													
		WATER DISTRIBUTION & RESTORATION DIVISION													
125		Division Manager A	24	49,750.00	1	49,750.00	CESAR H. FEDERIZON	Male	03/06/55	110-324-176	12/10/80	03/01/99	Perm.	CS Prof.	
		WATER DISTRIBUTION SECTION													
126		Supervising Water Utilities Management /Development Officer	20	36,567.00	1	36,567.00	ULYSSES B. FOLLOSCO	Male	09/01/54	157-299-658	03/16/99	01/16/13	Perm.	RA 1080	

PLANTILLA OF PERSONNEL
 Issued pursuant to Revised Local Water District Manuel Categorization (LWD),
 Manual on Categorization, Re -Categorization and Other Related Matters (LWD-MACRO)
 Effective: May 1, 2015

Agency: METROPOLITAN NAGA WATER DISTRICT

Address: 40 J. MIRANDA AVENUE, NAGA CITY

ITEM NO.		Position Title (3)	Salary Grade (4)	Authorized SALARY (NBC 540) Effective: June 01,2012 (5)	Salary Step (6)	Actual SALARY (7)	NAME OF INCUMBENT (8)	SEX (9)	Date of Birth (10)	TIN (11)	Date original Appointment (12)	Date of last Promotion (13)	Status (14)	Civil Service Eligibility (15)
CY 2014 (1)	CY 2015 (2)													
240	127	Water/Sewerage Maintenance Head	16	26,878.00	1	26,878.00	MANUEL N. RIVERA	Male	12/23/55	110-324-272	02/01/87	04/01/02	Perm.	TESDA Plumbing NC II
79	128	Water/Sewerage Maintenance Foreman	14	23,044.00	1	23,044.00	VICENTE N. PRADO	Male	07/05/53	110-324-351	01/16/87	02/01/96	Perm.	
272	129	Water/Sewerage Maintenance Foreman	14	23,044.00	1	23,044.00	RODEL F. RACADAG	Male	05/24/60	110-324-385	03/01/87		Perm.	
281	130	Water/Sewerage Maintenance Foreman	14	23,044.00	1	23,044.00	JOSE V. ULANDAY	Male	03/19/63	110-324-408	03/01/87		Perm.	
261	131	Senior Welder	10	17,255.00	1	17,255.00	NELSON A. MELITON	Male	01/10/55	110-324-481	01/01/90	02/01/96	Perm.	
286	132	Water /Sewerage Maintenance Man A	8	14,931.00	1	14,931.00	REY N. CAIGAS	Male	03/07/69	226-483-335	10/01/08		Perm.	
RESTORATION SECTION														
270	133	Water/ Sewerage Maintenance Foreman	14	23,044.00	1	23,044.00	JOSE M. RELLEVE	Male	09/24/56	110-324-299	03/01/87		Perm.	TESDA Plumber 1
271	134	Water/Sewerage Maintenance Foreman	14	23,044.00	1	23,044.00	JESUS S. RIFACO, SR.	Male	12/04/53	110-324-586	01/02/89	02/01/96	Perm.	
283	135	Water/Sewerage Maintenance Foreman	14	23,044.00	1	23,044.00	SATURNINO B. BALOLOY	Male	06/05/63	174-115-954	10/01/94	12/01/07	Perm.	
275	136	Water /Sewerage Maintenance Man A	8	14,931.00	1	14,931.00	DALMACIO A. CONCAN	Male	09/30/66	266-337-990	01/01/13		Perm.	
PIPELINE & LEAKAGE CONTROL & NON-REVENUE MANAGEMENT DIVISION														
267	137	Division Manager A	24	49,750.00	1	49,750.00	ROQUE S. FRANCISCO	Male	06/16/62	110-324-223	01/16/87	08/16/99	Perm.	CS Prof.
PIPELINE & LEAKAGE CONTROL SECTION														
268	138	Water/Sewerage Maintenance Head	16	26,878.00	1	26,878.00	DOMINGO P. MONIT	Male	05/27/56	110-324-336	01/16/87	05/16/12	Perm.	WRFO CSC-MC 11 S96
273	139	Water/Sewerage Maintenance Foreman	14	23,044.00	1	23,044.00	JOSHUA S. MORALES	Male	10/03/63	124-380-386	11/01/91		Perm.	
199	140	Senior Water/ Sewerage Maintenance Man A	12	19,940.00	1	19,940.00	PEDRO L. OROBIA	Male	04/06/65	915-781-105	10/02/00		Perm.	
247	141	Senior Water/Sewerage Maintenance Man A	10	17,255.00	1	17,255.00	ANASTACIO N. ORANTE	Male	03/24/66	266-336-779	10/01/08	04/01/12	Perm.	

PLANTILLA OF PERSONNEL
 Issued pursuant to Revised Local Water District Manual Categorization (LWD),
 Manual on Categorization, Re -Categorization and Other Related Matters (LWD-MACRO)
 Effective: May 1, 2015

Agency: METROPOLITAN NAGA WATER DISTRICT

ITEM NO.		Position Title (3)	Salary Grade (4)	Authorized SALARY (NBC 540) Effective: June 01, 2012 (5)	Salary Step (6)	Actual SALARY (7)	Address: 40 J. MIRANDA AVENUE, NAGA CITY								Civil Service Eligibility (15)	RE
CY 2014 (1)	CY 2015 (2)						NAME OF INCUMBENT (8)	SEX (9)	Date of Birth (10)	TIN (11)	Date original Appointment (12)	Date of last Promotion (13)	Status (14)			
248	142	Senior Water/Sewerage Maintenance Man B	10	17,255.00	1	17,255.00	WILLIAM D. ALFONSO	Male	09/07/67	151-145-615	12/16/98	04/01/12	Perm.	Drivers Lic.		
287	143	Water/Sewerage Maintenance Man A	8	14,931.00	1	14,931.00	ARNULFO P. OSTONAL	Male	11/28/62	266-338-762	10/01/08		Perm.	TESDA Plumbing NC II		
68	144	NON-REVENUE WATER SECTION Supervising Water Utilities Management/ Development Officer	20	36,567.00	1	36,567.00	EDGARDO A. AYAO	Male	04/13/70	913-383-734	12/16/98	04/01/12	Perm.	CS Prof.		
69	145	Water/ Sewerage Maintenance Head	16	26,878.00	1	26,878.00	BERNARDO C. FRANCISCO, JR.	Male	05/14/69	915-781-059	12/01/99		Perm.			
82	146	Water /Sewerage Maintenance Foreman	14	23,044.00	1	23,044.00	JAIME L. ARDEVELA	Male	08/29/62	110-324-256	02/01/87		Perm.			
12	147	Water /Sewerage Maintenance Foreman	14	23,044.00	1	23,044.00	WILLIAM N. NUYDA	Male	06/25/58	174-122-938	03/01/95	09/01/99	Perm.			
13	148	Water /Sewerage Maintenance Foreman	14	23,044.00	1	23,044.00	ARIEL P. CIVICO	Male	10/18/65	266-337-341	01/01/13		Perm.	CSC Pipefitter		
9	149	Water /Sewerage Maintenance Foreman	14	23,044.00	1	23,044.00	ANTONIO A. ROJA	Male	05/10/55	110-324-394	03/01/87		Perm.			
0	150	Water /Sewerage Maintenance Foreman	14	23,044.00	1	23,044.00	BAYANI S. VALDEZ	Male	03/20/59	110-324-473	06/01/91		Perm.			
1	151	Senior Water/Sewerage Maintenance Man A	12	19,940.00	1	19,940.00	RONIE N. NAPA	Male	07/15/65	928-599-888	02/07/03		Perm.			
	152	Senior Water/Sewerage Maintenance Man B	10	17,255.00	1	17,255.00	VICTOR M. CAPISTRANO	Male	04/15/67	266-335-948	10/01/08		Perm.	TESDA Plumber 1		
	153	Senior Water/Sewerage Maintenance Man B	10	17,255.00	1	17,255.00	GILBERTO J. PANTE	Male	04/13/68	915-781-139	10/01/08		Perm.	TESDA Plumber 1		

I CERTIFY to the correctness of the entries
stated. I also certify that the employees
names appear in the above plantilla are the

Approved:

DEPARTMENT

I CERTIFY to the correctness of the entries
 stated. I also certify that the employees
 names appear in the above plantilla are the
 incumbents of the positions.

Approved:

DEPARTMENT OF BUDGET AND MANAGEMENT
DBM REGIONAL OFFICE NO. 5

I certify that the classification and salary grade of the positions
 indicated in Column 3 and 4 of this page have been verified and
 found to be in accordance with our records. Those that are not in
 accord with our records have been corrected and initialed.

For the Director:

RICARDO B. FELIX III
 Acting Division Manager C
 Human Resource

Date: **6-22-15**

VIRGINIA I. NERO
 Acting General Manager

LIST OF POLICY-SETTING RESOLUTIONS ADOPTED DURING CY 2015

RESOLUTION NO.	DATE	PARTICULARS
23	February 11, 2015	A RESOLUTION MANDATING THE MANAGEMENT THE ADOPTION OF PROCEDURE IN THE IMPLEMENTATION OF MNWD'S RE-CATEGORIZATION PROGRAM BASED ON CATEGORY-A ORGANIZATIONAL STRUCTURE
29	February 26, 2015	A RESOLUTION APPROVING THE GRANT AND IMMEDIATE RELEASE OF THE COLLECTIVE NEGOTIATION AGREEMENT (CNA) INCENTIVE PURSUANT TO THE DBM BUDGET CIRCULAR NO. 2014 – 2 DATED DECEMBER 2, 2014
30	February 26, 2015	A RESOLUTION APPROVING THE BUDGETARY ALLOCATION ON THE GRANT OF THE PERFORMANCE – BASED INCENTIVE (PBI) TO THE MNWD BOARD OF DIRECTORS FOR FISCAL YEAR (FY) 2014 PURSUANT TO EXECUTIVE ORDER (E.O) NO. 65, DATED JANUARY 2, 2012
30-A	February 26, 2015	A RESOLUTION APPROVING THE BUDGETARY ALLOCATION ON THE GRANT OF THE PERFORMANCE – BASED INCENTIVE (PBI) TO THE MNWD BOARD OF DIRECTORS FOR FISCAL YEAR (FY) 2014 PURSUANT TO EXECUTIVE ORDER (E.O) NO. 65, DATED JANUARY 2, 2012
52	April 1, 2015	A RESOLUTION APPROVING THE RELEASE OF CY 2014 PRODUCTIVITY INCENTIVE BENEFIT (PIB)
65	May 5, 2015	RESOLUTION APPROVING THE METROPOLITAN NAGA WATER DISTRICT PROPOSED ORGANIZATIONAL STRUCTURE AND STAFFING PATTERN FOR ITS RECATEGORY FROM LARGE CATEGORY TO CATEGORY A WATER DISTRICT AND APPROPRIATING FUNDS FOR THE PURPOSE
82	June 3, 2015	RESOLUTION APPROVING THE EQUIVALENT OF ONE-MONTH BASIC SALARY AS OF MAY 31, 2015 TO ALL REGULAR AND CASUAL EMPLOYEES AND APPROPRIATING THE AMOUNT FOR THE PURPOSE PURSUANT TO THE ADOPTION OF EXECUTIVE ORDER (E.O) No.181- GRANT OF THE FY 2015 PRODUCTIVITY ENHANCEMENT INCENTIVE (PEI)
89	June 24, 2015	RESOLUTION ADOPTING THE IMPLEMENTING GUIDELINES ON THE ADJUSTMENT OF PER DIEMS OF WATER DISTRICT BOARD OF DIRECTORS PURSUANT TO LOCAL WATER UTILITIES ADMINISTRATION (LWUA) MEMORANDUM CIRCULAR NO. 011-14
91	June 24, 2015	RESOLUTION APPROVING THE ADOPTION AND IMPLEMENTATION OF THE MNWD RECATEGORY FROM LARGE CATEGORY WATER DISTRICT TO CATEGORY A WATER DISTRICT AND ITS ORGANIZATIONAL STRUCTURE / STAFFING PATTERN, AS DULY ENDORSED BY THE LOCAL WATER UTILITIES ADMINISTRATION IN ACCORDANCE WITH THE REVISED LOCAL WATER DISTRICT MANUAL ON CATEGORIZATION, RECATEGORY AND OTHER RELATED MATTERS (LWD - MACRO) EFFECTIVE MAY 1, 2015
92	June 24, 2015	A RESOLUTION APPROVING THE SALARY DIFFERENTIAL FOR TWO (2) MONTHS, MAY AND JUNE 2015, OF 134 MNWD OFFICIALS AND EMPLOYEES DUE TO DBM - APPROVAL OF MNWD RECATEGORY FROM LARGE CATEGORY WATER DISTRICT TO CATEGORY A WATER DISTRICT
93	June 24, 2015	A RESOLUTION APPROVING THE ONE TIME GRANT OF THE FY 2015 PRODUCTIVITY ENHANCEMENT INCENTIVE (PEI) PURSUANT TO EXECUTIVE ORDER NO. 181 EQUIVALENT TO ONE (1) MONTH BASIC SALARY OF MNWD OFFICIALS AND EMPLOYEES AS OF MAY 31, 2015

102	July 13, 2015	RESOLUTION APPROVING THE GRANT OF THE 2014 PERFORMANCE BASED BONUS (PBB) PURSUANT TO THE DBM-LWUA JOINT MEMORANDUM CIRCULAR NO.2014-02 DATED AUGUST 29, 2014 TO THE MNWD OFFICIALS AND EMPLOYEES
141	October 14, 2015	A RESOLUTION APPROVING THE METROPOLITAN NAGA WATER DISTRICT (MNWD) ADOPTION OF THE LOCAL WATER UTILITIES ADMINISTRATION (LWUA) BOARD OF TRUSTEES (BOT) RESOLUTION NO. 84, SERIES OF 2014, DATED JULY 24, 2014 in re: APPROVING THE PHASE-OUT OF THE LWUA - WD DEPOSIT PORTFOLIO ACCOUNT FACILITY
160	November 18, 2015	RESOLUTION ADOPTING THE LOCAL WATER UTILITIES ADMINISTRATION (LWUA) MEMORANDUM CIRCULAR NO. 015-15 DATED OCTOBER 29, 2015 RE GUIDELINES ON THE RANKING OF LOCAL WATER DISTRICTS (LWDs) DELIVERY UNITS RELATIVE TO THE GRANT OF THE PERFORMANCE-BASED BONUS (PBB) FOR FISCAL YEAR 2015 PER EXECUTIVE ORDER NO. 80
161	November 18, 2015	A RESOLUTION APPROVING THE GRANT OF LOYALTY AWARD PURSUANT TO CIVIL SERVICE COMMISSION (CSC) MEMORANDUM CIRCULAR NO. 06, SERIES OF 2002 DATED MARCH 01, 2002 AND ITEM NO. 6.1 OF SECTION VI. TYPES OF INCENTIVES OF THE MNWD PRAISE
162	November 18, 2015	A RESOLUTION APPROVING THE GRANT OF 2015 PERSONNEL SERVICES TO METROPOLITAN NAGA WATER DISTRICT (MNWD) OFFICIALS AND EMPLOYEES



LIST OF REPORTS PREPARED REGULARLY

FINANCE DIVISION

- 1 Financial Report
 - a. Condensed Balance Sheet
 - b. Detailed Balance Sheet
 - c. Condensed Income Statement
 - d. Detailed Income Statement
 - e. Cash Flow Statement
 - f. Statement of Changes in Equity
 - g. Monthly Data Sheet
- 2 Cash Report
 - a. Cash Receipt and Deposit Report
 - b. Report on Collections and Deposit
 - c. Daily Cash Position Report

COMMERCIAL DIVISION

- 1 Billing Summary
- 2 Summary of Penalty Charges and Adjustments
- 3 Collection Report
- 4 Reconciliation - AR Customers

PRODUCTION DIVISION

- 1 Bacteriological Test Results
- 2 Production Data

OPERATION & MAINTENANCE DIVISION

- 1 Monthly Accomplishment Report

PLANNING & DESIGN DIVISION

- 1 Monthly Accomplishment Report
- 2 Watershed Development Project Monthly Status Report



Republic of the Philippines
METROPOLITAN NAGA WATER DISTRICT
40 J. Miranda Avenue, Naga City

ANNEX F -1

CONDENSED BALANCE SHEET
AS OF DECEMBER, 2015

ASSETS

CURRENT ASSETS

Cash on Hand	P	592,294.40
Cash in Bank - Local Currency		198,455,430.03
Receivables		18,403,439.53
Inventories		24,898,610.87
Prepayments		449,394.43
Other Current Assets		57,537.00
Total Current Assets	P	242,856,706.26

NON-CURRENT ASSETS

Investments	P	57,233,974.14
Property, Plant and Equipment		383,461,556.25
Total Non -Current Assets	P	440,695,530.39

TOTAL ASSETS

P 683,552,236.65

LIABILITIES AND EQUITY

CURRENT LIABILITIES

Payable Accounts	P	7,462,549.76
Inter-Agency Payables		3,602,797.72
Other liability Account		18,010,407.01
Total Current Liabilities	P	29,075,754.49

NON-CURRENT LIABILITIES

Loans Payable - Domestic	P	20,684,450.10
Mortgage Payable		-
Other Long term Liabilities		-
Total Non-Current Liabilities	P	20,684,450.10

EQUITY

Government Equity	P	40,763,593.90
Retained earnings		589,176,337.83
Restricted Capital/Equity		3,852,100.33
Total Equity	P	633,792,032.06

TOTAL LIABILITIES AND EQUITY

P 683,552,236.65

Prepared by:

EMMA A. CUYO
Division Manager A
Accounting Division

Noted by:

CESAR H. FEDERIZON
General Manager



Republic of the Philippines
METROPOLITAN NAGA WATER DISTRICT
40 J. Miranda Avenue, Naga City

ANNEX F - I

DETAILED BALANCE SHEET
AS OF DECEMBER, 2015

LIABILITIES AND EQUITY

CURRENT LIABILITIES

Payable Accounts

Accounts Payable	P 7,462,549.76
Due to Officers and Employees	7,360,126.15
Interest Payable	102,423.61
	-

Inter-Agency Payables

Due to BIR	P 3,602,797.72
Due to GSIS	2,345,926.65
Due to Pag-Ibig	1,158,353.99
Due to Philhealth	98,517.08
Due to Other NGAs	-
	-

Other liability Account

Guaranty Deposits Payable	P 18,010,407.01
Performance/Bidders Bonds Payable	13,244,935.73
Other Payable	2,164,383.36
Other Payable - MNWDEC	2,601,087.92
	-

TOTAL CURRENT LIABILITIES

P 29,075,754.49

NON-CURRENT LIABILITIES

Loans Payable - Domestic	20,684,450.10
--------------------------	---------------

TOTAL NON-CURRENT LIABILITIES

P 20,684,450.10

TOTAL LIABILITIES

P 49,760,204.59

EQUITY

Government Equity	40,763,593.90
Retained earnings	589,176,337.83
Restricted Capital /Equity	3,852,100.33
- Other Operating Reserve	

TOTAL EQUITY

P 633,792,032.06

TOTAL LIABILITIES AND EQUITY

P 683,552,236.65

Prepared by:

EMMA A. CUYO
Division Manager A
Accounting Division

Noted by:

CESAR H. FEDERIZON
General Manager



Republic of the Philippines
METROPOLITAN NAGA WATER DISTRICT
40 J. Miranda Avenue, Naga City

ANNEX F - I

DETAILED BALANCE SHEET
AS OF DECEMBER,2015

Office Buildings, net	P 33,068,282.79
Office Building	43,368,094.28
Accumulated Depreciation - Building	10,299,811.49
Other Structures, net	18,621,309.57
Other Structures	24,473,771.68
Accumulated Depreciation - Other Structures	5,852,462.11
Office Equipment, net	470,505.43
Office Equipment	1,440,293.97
Accumulated Depreciation- Office Equipment	969,788.54
Furnitures and Fixtures, net	1,976,652.06
Furnitures and Fixtures	5,618,789.29
Accumulated Depreciation- Furnitures and Fixtures	3,642,137.23
IT Equipment and Software,net	4,993,617.75
IT Equipment and Software	14,518,745.99
Accumulated Depreciation-IT Equipment and Software	9,525,128.24
Machinery, net	43,457,898.98
Machinery	122,319,345.45
Accumulated Depreciation-Machinery	78,861,446.47
Communication Equipment,net	288,497.80
Communication Equipment	458,544.00
Accumulated Depreciation-Communication Equipment	170,046.20
Technical and Scientific Equipment, net	1,695,044.98
Technical and Scientific Equipment,	3,539,059.10
Accumulated Depreciation-Technical and Scientific Equipment	1,844,014.12
Other Machinery and Equipment, net	4,023,884.66
Other Machinery and Equipment	9,733,233.49
Accumulated Depreciation-Other Machinery and Equipment	5,709,348.83
Motor Vehicle, net	5,696,998.00
Motor Vehicle	18,159,768.65
Accumulated Depreciation-Motor Vehicle	12,462,770.65
Other Property Plant & Equipment, net	11,977,488.65
Other Property Plant & Equipment	21,289,560.11
Accumulated Depreciation-Other Property Plant & Equipment	9,312,071.46
Construction in Progress - Agency Assets	44,069,329.17
Other Assets	4,410,301.58
Total Property , Plant and Equipment	P 383,461,556.25
TOTAL NON-CURRENT ASSETS	P 440,695,530.39
TOTAL ASSETS	P 683,552,236.65



Republic of the Philippines
METROPOLITAN NAGA WATER DISTRICT
40 J. Miranda Avenue, Naga City

ANNEX F-1

DETAILED BALANCE SHEET
AS OF DECEMBER, 2015

ASSETS

CURRENT ASSETS

Cash on Hand	P 592,294.40
Cash - Collecting Officers	572,310.55
Petty Cash Fund	19,983.85
Payroll Fund	-
Cash in Bank - Local Currency	P 198,455,430.03
Cash in Bank - Local Currency, Current Account	5,740,898.20
Cash in Bank - Local Currency, Savings Account	41,613,241.44
Cash in Bank - Local Currency, Time Deposits	151,101,290.39
Receivables	P 18,403,439.53
Accounts Receivable - Net	17,803,552.89
Accounts receivable	19,930,538.23
Allowance for Doubtful Accounts	2,126,985.34
Interest Receivable	155,144.14
Due from National Government Agency	9,203.50
Due from Government Owned/And Or Controlled Corporation	-
Due from Local Government Unit	54,760.00
Receivable-Disallowance/Charges	366,544.00
Due From Officers and Employees	14,235.00
Other Receivables	-
Inventories	P 24,898,610.87
Office Supplies Inventory	776,457.35
Accountable Forms Inventory	76,410.00
Chemicals, Filtering Materials Inventory	528,360.40
Gasoline, Oil, Lubricants & Other Fuel Inventory	100,789.77
Other Supplies Inventory	2,201,436.36
Spare Parts Inventory	442,444.12
Construction Materials Inventory	20,772,712.87
Prepayments	P 449,394.43
Prepaid Insurance	251,361.34
Other Prepaid Expenses	198,033.09
Other Current Assets	P 57,537.00
Guaranty Deposits	57,537.00
Other Current Assets	-
TOTAL CURRENT ASSETS	P 242,856,706.26

NON-CURRENT ASSETS

Investments	P 57,233,974.14
Sinking Fund	57,233,974.14
Property , Plant and Equipment	
Land	P 24,704,348.66
Irrigation and Water Systems and Structures, net	184,007,396.17
Irrigation and Water Systems and Structures, net	420,445,378.41
Accumulated Depreciation- Irrigation and Water Systems & Structures	236,437,982.24



Republic of the Philippines
METROPOLITAN NAGA WATER DISTRICT
40 J. Miranda Avenue, Naga City

ANNEX F - 2

**CONDENSED STATEMENT OF INCOME AND EXPENSES
FOR THE MONTH ENDED DECEMBER, 2015**

	<u>CURRENT MONTH</u>		<u>YEAR TO DATE</u>	
Income	P	21,937,443.48	P	274,096,043.84
Less: Operating Expenses				
Personal Services				
Salaries and Wages	P	10,395,289.11	P	76,443,872.64
Other Compensation		904,380.59		14,119,868.59
Personnel benefits Contribution		437,825.61		5,098,333.63
Other Personnel Benefits		7,877,673.27		21,561,490.62
Total Personal Services	P	19,615,168.58	P	117,223,565.48
Maintenance & Other Operating Expenses				
Travelling expenses	P	145,906.00	P	1,338,428.06
Training Expenses		355,500.90		1,800,111.44
Supplies & Materials Expenses		572,269.39		7,087,928.51
Utility Expenses		2,885,231.42		33,937,073.57
Communication Expenses		92,454.54		560,626.62
Membership Dues and Contribution to Organizations		-		125,283.00
Advertising Expenses		5,000.00		109,000.00
Transportation and Delivery Expenses		-		2,243.00
Rewards & other Claims		65,625.00		413,750.00
Professional Expenses		484,205.89		3,632,509.81
Repairs and Maintenance Expenses		946,121.68		11,205,520.36
Miscellaneous expenses		44,892.50		204,978.32
Taxes, Insurance Premiums & Other Fees		1,120,022.04		7,785,378.12
Bad Debts Expenses		236,133.77		236,133.77
Depreciation		3,220,759.52		37,601,366.70
Other maintenance And Other Operating Expenses		637,932.01		4,974,716.08
Total Maintenance & Other Operating Expenses	P	10,812,054.66	P	111,015,047.36
Financial Expenses	P	142,272.00	P	1,768,366.00
Total Operating Expenses	P	30,569,495.24	P	230,006,978.84
Income (Loss) from Operation	P	(8,632,051.76)	P	44,089,065.00
Add(Deduct): Other Income/Expenses				
Interest Income	P	522,833.65	P	3,372,509.50
Miscellaneous Income		59,222.20		1,450,824.72
Other Fines and Penalties		62,582.28		780,332.28
Gain/Loss on Sale of Assets		-		-
Total Other Income/Expense	P	644,638.13	P	5,603,666.50
Net Income (Loss) for the Period	P	(7,987,413.63)	P	49,692,731.50

Prepared by:

EMMA A. CUYO
Division Manager A
Accounting Division

Noted by:

CESAR H. FEDERIZON
General Manager



Republic of the Philippines
METROPOLITAN NAGA WATER DISTRICT
40 J. Miranda Avenue, Naga City

ANNEX F - 2

DETAILED STATEMENT OF INCOME AND EXPENSES
FOR THE MONTH ENDED DECEMBER, 2015

	<u>CURRENT MONTH</u>	<u>YEAR TO DATE</u>
Repairs and Maintenance - Communication Equipment	P -	P 5,224.00
Repairs and Maintenance - Technical and Scientific Equipment	-	-
Repairs and Maintenance - Motor Vehicles	78,475.00	1,729,769.96
Repairs and Maintenance - Other Property, Plant & Equipment	3,170.00	177,823.48
Miscellaneous Expenses	44,892.50	204,978.32
Taxes, Duties and Licenses	1,059,422.88	7,298,697.48
Fidelity Bond Premiums	1,425.00	32,569.76
Insurance Expenses	59,174.16	454,110.88
Bad Debts Expenses	236,133.77	236,133.77
Depreciation-Irrigation and Water systems and Structures	2,080,495.77	24,134,465.81
Depreciation - Office Buildings	108,420.24	1,206,567.12
Depreciation - Other Structures	59,821.35	594,069.92
Depreciation - Office Equipment	12,614.80	152,045.26
Depreciation - Furnitures & Fixtures	37,702.51	436,596.73
Depreciation - IT Equipment and Software	117,743.59	1,421,103.41
Depreciation - Machinery	525,242.62	6,342,559.33
Depreciation - Communication Equipment	2,975.26	33,609.64
Depreciation - Technical and Scientific Equipment	20,517.63	240,699.06
Depreciation - Other Machinery and Equipment	64,456.25	775,946.26
Depreciation - Motor Vehicles	74,054.02	940,661.86
Depreciation - Other Property, Plant and Equipment	116,715.48	1,323,042.30
Other Maintenance and Operating Expenses	637,932.01	4,974,716.08
Total Maintenance & Operating Expenses	P 10,812,054.66	P 111,015,047.36
Financial Expenses		
Bank Charges	P 100.00	P 9,250.00
Interest Expenses	142,172.00	1,759,116.00
Other Financial Charges	-	-
Total Financial Expenses	P 142,272.00	P 1,768,366.00
Total Expenses	P 30,569,495.24	P 230,006,978.84
Income (Loss) From Operation	P (8,632,051.76)	P 44,089,065.00
Add/Deduct Other Income/Expense		
Interest Income	522,833.65	P 3,372,509.50
Miscellaneous Income	59,222.20	1,450,824.72
Other Fines and Penalties	62,582.28	780,332.28
Gain/Loss on Sale of Assets	-	-
Total	P 644,638.13	P 5,603,666.50
Net Income (Loss) Before Income Tax	P (7,987,413.63)	P 49,692,731.50
		49,692,731.50
		0.00

Prepared by:

EMMA A. CUYO
Division Manager A
Accounting Division

Noted by:

CESAR H. FEDERIZON
General Manager



**DETAILED STATEMENT OF INCOME AND EXPENSES
FOR THE MONTH ENDED DECEMBER, 2015**

	<u>CURRENT MONTH</u>	<u>YEAR TO DATE</u>
Income		
Income from Water Works System	P 20,514,712.36	P 256,132,419.33
Other Business Income	691,871.02	9,487,451.42
Fines and Penalties -Business Income	730,860.10	8,476,173.09
Total	P 21,937,443.48	P 274,096,043.84
Less: Operating Expenses		
Personal Services		
Salaries and Wages- regular	P 5,004,813.58	P 37,171,162.14
Salaries and Wages- casual	764,397.83	5,630,824.29
Salaries and Wages- contractual	4,626,077.70	33,641,886.21
Personal Economoc Relief Allowance (PERA)	338,458.59	4,133,465.54
Additional Compensation	-	-
Representation Allowance	58,750.00	601,125.00
Transportation Allowance	58,750.00	601,125.00
Clothing/Uniform Allowance	-	870,860.00
Subsistence, Laundry & Quarter Allowance	193,600.56	2,377,858.40
Productivity Incentive Allowance	-	-
Other Bonuses & Allowances	42,160.00	132,910.00
Honoraria	163,000.00	351,154.25
Hazard Pay	-	-
Overtime and Night Pay	49,661.44	573,430.87
Cash Gift	-	871,750.00
Year - End Bonus	-	3,606,189.53
Life & Retirement Insurance Contributions	367,000.61	4,247,008.63
Pag-ibig Contributions	17,000.00	208,200.00
Philhealth Contributions	40,825.00	483,725.00
ECC Contributions	13,000.00	159,400.00
Other Personnel Benefits	7,877,673.27	21,561,490.62
Total Personal Services	P 19,615,168.58	P 117,223,565.48
Maintenance & Other Operating Expenses		
Travelling expenses - Local	P 145,906.00	P 1,338,428.06
Training Expenses	355,500.90	1,800,111.44
Supplies & materials Expenses	96,469.03	1,484,801.85
Medical, Dental and Laboratory Supplies Expenses	69,705.36	421,073.52
Chemical, Filtering Material Expenses	132,945.00	2,242,694.00
Gasoline, Oil, Lubricants and Other Fuel Expenses	272,050.00	2,931,673.54
Other Supplies expenses	1,100.00	7,685.60
Electricity Expenses	2,885,231.42	33,937,073.57
Postage and Deliveries	2,171.40	13,015.10
Telephone Expenses - Landline	67,095.14	315,105.32
Telephone Expenses - Mobile	6,995.00	28,035.00
Internet Dues	16,193.00	204,471.20
Cable, Satellite, Telegraph and Radio Expenses	-	-
Membership Due and Contributions to Organization	-	125,283.00
Advertising Expenses	5,000.00	109,000.00
Transportation and Delivery Expenses	-	2,243.00
Rewards and Other Claims	65,625.00	413,750.00
Legal Services	72,660.00	275,540.00
Auditing Services	1,321.77	8,165.09
Consultancy Services	21,000.00	189,000.00
Security Services	190,768.12	1,144,608.72
Other Professional Services	99,000.00	475,200.00
Council/Board Members Allowances and Other benefits	99,456.00	1,539,996.00
Repairs and Maintenance - Irrigation and Water Systems	599,655.58	7,480,989.85
Repairs and Maintenance - Office Buildings	10,034.52	351,055.50
Repairs and Maintenance - Other Structures	16,921.25	144,296.00
Repairs and Maintenance - Office Equipment	3,397.00	37,212.80
Repairs and Maintenance - Furnitures & Fixtures	149,095.00	275,691.54
Repairs and Maintenance - IT Equipment & Software	795.00	113,420.90
Repairs and Maintenance - Machinery	84,578.33	890,036.33

**DETAILED STATEMENT OF INCOME AND EXPENSES
FOR THE MONTH ENDED DECEMBER, 2015**

	CURRENT MONTH		YEAR TO DATE	
Income				
Income from Water Works System	P	20,514,712.36	P	256,132,419.33
Other Business Income		691,871.02		9,487,451.42
Fines and Penalties -Business Income		730,860.10		8,476,173.09
Total	P	21,937,443.48	P	274,096,043.84
Less: Operating Expenses				
Personal Services				
Salaries and Wages- regular	P	5,004,813.58	P	37,171,162.14
Salaries and Wages- casual		764,397.83		5,630,824.29
Salaries and Wages- contractual		4,626,077.70		33,641,886.21
Personal Economoc Relief Allowance (PERA)		338,458.59		4,133,465.54
Additional Compensation		-		-
Representation Allowance		58,750.00		601,125.00
Transportation Allowance		58,750.00		601,125.00
Clothing/Uniform Allowance				870,860.00
Subsistence, Laundry & Quarter Allowance		193,600.56		2,377,858.40
Productivity Incentive Allowance		-		-
Other Bonuses & Allowances		42,160.00		132,910.00
Honoraria		163,000.00		351,154.25
Hazard Pay		-		-
Overtime and Night Pay		49,661.44		573,430.87
Cash Gift		-		871,750.00
Year - End Bonus		-		3,606,189.53
Life & Retirement Insurance Contributions		367,000.61		4,247,008.63
Pag-ibig Contributions		17,000.00		208,200.00
Philhealth Contributions		40,825.00		483,725.00
ECC Contributions		13,000.00		159,400.00
Other Personnel Benefits		7,877,673.27		21,561,490.62
Total Personal Services	P	19,615,168.58	P	117,223,565.48
Maintenance& Other Operating Expenses				
Travelling expenses - Local	P	145,906.00	P	1,338,428.06
Training Expenses		355,500.90		1,800,111.44
Supplies & materials Expenses		96,469.03		1,484,801.85
Medical, Dental and Laboratory Supplies Expenses		69,705.36		421,073.52
Chemical, Filtering Material Expenses		132,945.00		2,242,694.00
Gasoline, Oil, Lubricantsand Other Fuel Expenses		272,050.00		2,931,673.54
Other Supplies expenses		1,100.00		7,685.60
Electricity Expenses		2,885,231.42		33,937,073.57
Postageand Deliveries		2,171.40		13,015.10
Telephone Expenses - Landline		67,095.14		315,105.32
Telephone Expenses - Mobile		6,995.00		28,035.00
Internet Dues		16,193.00		204,471.20
Cable, Satellite, Telegraph and Radio Expenses				-
Membership Due and Contributions to Organization		-		125,283.00
Advertising Expenses		5,000.00		109,000.00
Transportation and Delivery Expenses		-		2,243.00
Rewards and Other Claims		65,625.00		413,750.00
Legal Services		72,660.00		275,540.00
Auditing Services		1,321.77		8,165.09
Consultancy Services		21,000.00		189,000.00
Security Services		190,768.12		1,144,608.72
Other Professional Servives		99,000.00		475,200.00
Council/Board Members Allowances and Other benefits		99,456.00		1,539,996.00
Repairs and Maintenance - Irrigation and Water Systems		599,655.58		7,480,989.85
Repairs and Maintenance - Office Buildings		10,034.52		351,055.50
Repairs and Maintenance - Other Structures		16,921.25		144,296.00
Repairs and Maintenance - Office Equipment		3,397.00		37,212.80
Repairs and Maintenance - Furnitures & Fixtures		149,095.00		275,691.54
Repairs and Maintenance - IT Equipment & Software		795.00		113,420.90
Repairs and Maintenance - Machinery		84,578.33		890,036.33



Republic of the Philippines
METROPOLITAN NAGA WATER DISTRICT
40 J. Miranda Avenue, Naga City

ANNEX F - 3

**COMPOSITION OF CASH AND CASH IN BANK
AS OF DECEMBER 31,2015**

Cash on Hand	P	572,310.55	
Petty Cash Fund		19,983.85	
Cash In Bank - Local Currency Current Account			
Development Bank of the Philippines			5,740,898.20
Cash In Bank - Local Currency Savings Account			
Philippine Postal Savings Bank- PRAISE	P	2,998,433.84	
Philippine Postal Savings Bank-Accrued Leave		2,684,208.95	
Land Bank of the Philippines		3,429,987.62	
Philippine Postal Savings Bank		28,937,779.99	
Philippine Postal Savings Bank		1,765,431.47	
Union Bank		<u>1,797,399.57</u>	41,613,241.44
Cash In bank - Local Currency Time Deposit			
Development Bank of the Philippines	P	48,567,124.16	
Land Bank of the Philippines		15,443,849.87	
Philippine Postal Savings Bank-Accrued Leave		1,859,722.14	
Philippine Postal Savings Bank		71,810,974.19	
Union Bank		5,225,772.47	
Philippine Postal Savings Bank-Special Deposit		<u>8,193,847.56</u>	151,101,290.39
TOTAL	P		<u>199,047,724.43</u>



Republic of the Philippines
METROPOLITAN NAGA WATER DISTRICT
40 J. Miranda Avenue, Naga City

ANNEX F - 4

Statement of Changes in Equity
For the Month Ended December ,2015

	Government Equity	Capital/Equity Reserve	Retained Earnings		Total
			Appropriated	Unappropriated	
Balances, November 30,2015	P 40,763,593.90	P 1,599,427.45	P -	P 597,163,751.46	P 639,526,772.81
Billing Adjustments					-
Prior Year Expenses-Adjustment					-
Adjustment- Depreciation					-
Interest Repricing of LA4-1616					-
Adjustment-Allowance for Doubtful Accounts					-
Monetization of Accrued Leave Credits		(17,737.10)			(17,737.10)
Accrued Leave Credits Earned for 2015		2,270,409.98			2,270,409.98
Net Income for the period				(7,987,413.63)	(7,987,413.63)
Balances, November 30,2015	<u>P 40,763,593.90</u>	<u>P 3,852,100.33</u>	<u>P -</u>	<u>P 589,176,337.83</u>	<u>P 633,792,032.06</u>

Prepared by:

EMMA A. CUYO
Division Manager A
Accounting Division

Noted by:

CESAR H. FEDERIZON
General Manager

**CASH FLOW STATEMENT
FOR THE MONTH ENDED DECEMBER, 2015**

	<u>CURRENT MONTH</u>		<u>YEAR TO DATE</u>	
Cash Flows From Operating Activities				
Cash inflows:				
Collection of Water Bills (Current)	P	13,191,475.75	P	160,229,473.25
Collection of Other Water Revenue		728,632.63		9,676,261.74
Customers' Deposits				-
Refunds of Employees' Advances		39,178.49		634,129.25
Subdivision fees/Performance Bond				2,154,369.03
Fine on Illegal Connection		64,975.00		655,548.05
Collection on Arrears		8,153,923.68		105,374,654.19
Ref. of Oper. & Maint. Expenses		230,851.44		3,394,362.28
Total Cash Inflows	P	22,409,036.99	P	282,118,797.79
Cash Outflows:				
Accounts Payable	P	3,353,542.64	P	5,365,584.60
Salaries and Wages		7,413,263.35		73,461,778.70
Due from Officers and Emmployees		126,700.00		2,991,872.83
Office Supplies and Materials		161,717.95		1,269,028.76
Fuel, Oil, and Lubricants		113,620.52		2,733,678.24
Security Services		143,076.09		1,096,916.69
Other Operating Expenses		5,034,206.55		89,816,589.71
Maintenance Expenses		4,102,300.04		29,841,184.26
Previous Year Expenses		-		1,311,540.03
Total Cash Outflows	P	20,448,427.14	P	207,888,173.82
Total Cash Provided (Used) by Operating Activities	P	1,960,609.85	P	74,230,623.97
Cash Flows From Investing Activities				
Cash Inflows:				
Interest Income	P	328,903.46	P	3,178,579.31
Interest Receivable				140,096.33
Sinking Fund				-
Total Cash Inflows	P	328,903.46	P	3,318,675.64
Cash Outflows:				
Capital Expenditures	P	5,554,293.08	P	55,547,495.13
Sinking Fund		8,363.15		7,553,560.29
Miscellaneous Special Fund		-		-
Special Deposit		-		-
Total Cash Outflows	P	5,562,656.23	P	63,101,055.42
Total Cash Provided (Used) by Investing Activities	P	(5,233,752.77)	P	(59,782,379.78)
Cash Flows From Financing Activities				
Cash Inflows:				
Proceeds of Long Term Loans			P	-
Total Cash Inflows	P	-	P	-
Cash Outflows:				
Payments on Long Term Loans	P	121,149.00		1,400,736.00
Total Cash Outflows	P	121,149.00	P	1,400,736.00
Total Cash Provided (Used) by Financing Activities	P	(121,149.00)	P	(1,400,736.00)
Net Cash Increase In Cash And Cash Equivalents	P	(3,394,291.92)	P	13,047,508.19
Cash & Cash Equivalent, Beginning		202,442,016.35		186,000,216.24
Cash & Cash Equivalent, End	P	199,047,724.43	P	199,047,724.43

Prepared by:

Noted by:

EMMA A. CUYO
Acting Division Manager
Accounting Division

CESAR H. FEDERIZON
General Manager

Republic of the Philippines
METROPOLITAN NAGA WATER DISTRICT
40 J. Miranda Avenue, Naga City

ANNEX G

SUMMARY OF LOAN PAYMENTS TO LWUA
For Calendar Year 2015

Applicable Month	Date	OR#		Interest	Principal		Total
January	01-20-15	07451	P	230,054.00	86,739.00	P	316,793.00
February	02-11-15	08062		177,952.00	138,841.00		316,793.00
March	03-19-15	08818		202,846.00	113,947.00		316,793.00
April	04-21-15	09447		147,811.00	168,982.00		316,793.00
May	06-01-15	10463			49,433.00		49,433.00
June	06-05-15	10537		147,022.00	116,299.00		263,321.00
July	07-15-15	11345		134,406.00	128,915.00		263,321.00
August	08-14-15	12082		145,427.00	117,894.00		263,321.00
September	10-08-15	013159		144,622.00	118,699.00		263,321.00
October	10-08-15	013169		144,622.00	118,699.00		263,321.00
November	11-06-15	013820		142,994.00	120,327.00		263,321.00
December	12-08-15	014456		142,172.00	121,149.00		263,321.00
				<u>P 1,759,928.00</u>	<u>P 1,399,924.00</u>		<u>P 3,159,852.00</u>

Classification	Size	Min.	Commodity Charges				
		Charge	11-20 m3	21-30 m3	31-40 m3	41-50 m3	51-Up m3
Residential/ Institutional	1/2"	125.00	14.40	15.50	16.60	17.70	18.95
	3/4"	200.00	14.40	15.50	16.60	17.70	18.95
	1"	400.00	14.40	15.50	16.60	17.70	18.95
	1 -1/2"	1,000.00	14.40	15.50	16.60	17.70	18.95
	2"	2,500.00	14.40	15.50	16.60	17.70	18.95
	3"	4,500.00	14.40	15.50	16.60	17.70	18.95
	4"	9,000.00	14.40	15.50	16.60	17.70	18.95
	6"	15,000.00	14.40	15.50	16.60	17.70	18.95
	8"	24,000.00	14.40	15.50	16.60	17.70	18.95
	10"	34,500.00	14.40	15.50	16.60	17.70	18.95
Commercial/ Industrial	1/2"	250.00	28.80	31.00	33.20	35.40	37.90
	3/4"	400.00	28.80	31.00	33.20	35.40	37.90
	1"	800.00	28.80	31.00	33.20	35.40	37.90
	1 -1/2"	2,000.00	28.80	31.00	33.20	35.40	37.90
	2"	5,000.00	28.80	31.00	33.20	35.40	37.90
	3"	9,000.00	28.80	31.00	33.20	35.40	37.90
	4"	18,000.00	28.80	31.00	33.20	35.40	37.90
	6"	30,000.00	28.80	31.00	33.20	35.40	37.90
	8"	48,000.00	28.80	31.00	33.20	35.40	37.90
	10"	69,000.00	28.80	31.00	33.20	35.40	37.90
Commercial A	1/2"	218.75	25.20	27.10	29.05	30.95	33.15
	3/4"	350.00	25.20	27.10	29.05	30.95	33.15
	1"	700.00	25.20	27.10	29.05	30.95	33.15
	1 -1/2"	1,750.00	25.20	27.10	29.05	30.95	33.15
	2"	4,375.00	25.20	27.10	29.05	30.95	33.15
	3"	7,875.00	25.20	27.10	29.05	30.95	33.15
	4"	15,750.00	25.20	27.10	29.05	30.95	33.15
	6"	26,250.00	25.20	27.10	29.05	30.95	33.15
	8"	42,000.00	25.20	27.10	29.05	30.95	33.15
	10"	60,375.00	25.20	27.10	29.05	30.95	33.15
Commercial B	1/2"	187.50	21.60	23.25	24.90	26.55	28.40
	3/4"	300.00	21.60	23.25	24.90	26.55	28.40
	1"	600.00	21.60	23.25	24.90	26.55	28.40
	1 -1/2"	1,500.00	21.60	23.25	24.90	26.55	28.40
	2"	3,750.00	21.60	23.25	24.90	26.55	28.40
	3"	6,750.00	21.60	23.25	24.90	26.55	28.40
	4"	13,500.00	21.60	23.25	24.90	26.55	28.40
	6"	22,500.00	21.60	23.25	24.90	26.55	28.40
	8"	36,000.00	21.60	23.25	24.90	26.55	28.40
	10"	51,750.00	21.60	23.25	24.90	26.55	28.40
Commercial C	1/2"	156.25	18.00	19.35	20.75	22.10	23.65
	3/4"	250.00	18.00	19.35	20.75	22.10	23.65
	1"	500.00	18.00	19.35	20.75	22.10	23.65
	1 -1/2"	1,250.00	18.00	19.35	20.75	22.10	23.65
	2"	3,125.00	18.00	19.35	20.75	22.10	23.65
	3"	5,625.00	18.00	19.35	20.75	22.10	23.65
	4"	11,250.00	18.00	19.35	20.75	22.10	23.65
	6"	18,750.00	18.00	19.35	20.75	22.10	23.65
	8"	30,000.00	18.00	19.35	20.75	22.10	23.65
	10"	43,125.00	18.00	19.35	20.75	22.10	23.65
Bulksale/Wholesale	1/2"	375.00	43.20	46.50	49.80	53.10	56.85
	3/4"	600.00	43.20	46.50	49.80	53.10	56.85
	1"	1,200.00	43.20	46.50	49.80	53.10	56.85
	1 -1/2"	3,000.00	43.20	46.50	49.80	53.10	56.85
	2"	7,500.00	43.20	46.50	49.80	53.10	56.85
	3"	13,500.00	43.20	46.50	49.80	53.10	56.85
	4"	27,000.00	43.20	46.50	49.80	53.10	56.85
	6"	45,000.00	43.20	46.50	49.80	53.10	56.85
	8"	72,000.00	43.20	46.50	49.80	53.10	56.85
	10"	103,500.00	43.20	46.50	49.80	53.10	56.85



Republic of the Philippines
METROPOLITAN NAGA WATER DISTRICT
40 J. Miranda Avenue, Naga City

ANNEX I

**SUMMARY OF WATER PRODUCTION AND CONSUMPTION
FOR CALENDAR YEAR 2015**

MONTH	<u>PUMPED</u>	<u>PRODUCTION</u>	<u>TOTAL</u>	<u>CONSUMPTION</u>
		<u>GRAVITY</u>		<u>(ACCOUNTED)</u>
January	768,427	722,601	1,491,028	1,443,489.94
February	711,497	647,089	1,358,586	1,109,981.88
March	816,855	715,070	1,531,925	1,110,493.10
April	785,231	628,596	1,413,827	1,196,392.03
May	826,037	553,083	1,379,120	1,165,847.57
June	821,913	504,258	1,326,171	1,197,027.25
July	879,363	476,907	1,356,270	1,204,238.07
August	891,695	323,064	1,214,759	1,187,582.42
September	927,939	376,390	1,304,329	1,173,250.59
October	930,177	440,202	1,370,379	1,241,941.53
November	919,795	397,761	1,317,556	1,166,493.97
December	1,125,382	419,342	1,544,724	1,100,792.85
	<u>10,404,311</u>	<u>6,204,363</u>	<u>16,608,674</u>	<u>14,297,531.20</u>

**ANNEX J****WATER SOURCES**

For Calendar Year 2015

Water Permit No.**A. Springs**

1	ANAYAN	11071
2	RUMANGRAP	11070
3	KALINISAN	19245

B. Wells/Pumping Stations

1	SAN ISIDRO I	20042
2	CAROLINA I	20136
3	CAROLINA II	23036
4	ALMEDA	15372
5	SAN AGUSTIN	11073
6	CANAMAN	11074
7	CAPILIHAN	15368
8	MAGDALENA	15371
9	PRIETO	11075
10	SAN FELIPE I	12222
11	SAN FELIPE II	15366
12	SAN FELIPE III	15494
13	VILLA SORABELLA	15370
14	DEL ROSARIO	17061
15	STA. LUCIA	15493
16	CARARAYAN I	19243
17	CARARAYAN II	19392
18	CARARAYAN III	20657
19	CARANGCANG	19393
20	PACOL I	19244
21	PACOL II	20464
22	PACOL III	22546
23	PANICUASON	20745
24	SAN ISIDRO II	21193
25	MONTE CIELO	17028

MONTHLY DATA SHEET
For the Month Ending December, 2015

SERVICE CONNECTION DATA:

1.1 Total Service	49,459
1.2 Total Active	43,810
1.3 Total Metered	43,810
1.4 Total Billed	43,532
1.5 WPA	5

1.5 Changes:

New	155
Reconnected	182
Disconnected	119

1.6 Customer in Arrears:

Number	16,643	38.23%
--------	--------	--------

PRESENT WATER RATES: Effective June, 2009

	No. of Conns.	Minimum Charge	COMMODITY CHARGES				
			11-20	21-30	31-40	41-50	51-UP
Domestic/Government	39,454	P 125.00	P 14.40	P 15.50	P 16.60	P 17.70	P 18.95
Commercial/Industrial	2,158	250.00	28.80	31.00	33.20	35.40	37.90
Commercial A	1,591	218.75	25.20	27.10	29.05	30.95	33.15
Commercial B	598	187.50	21.60	23.25	24.00	26.55	28.40
Commercial C	9	156.25	18.00	19.35	20.75	22.10	23.85
Bulk/Wholesale		375.00	43.20	46.50	49.80	53.10	56.85

3. BILLING AND COLLECTION

3.1 BILLINGS (Water Sales):

	This Month
a. Current (metered)	P 20,514,712.36
b. Current (flat rate)	
c. Penalty Charges	730,860.10
TOTALS	P 21,245,572.46

Year-to-Date
P 256,132,419.33
8,476,173.09
P 264,608,592.42

3.2 COLLECTIONS (Water Sales):

a. Current Accounts	P 13,191,475.75
b. Arrears (Current yr)	8,049,997.88
c. Arrears (Previous yr)	103,925.80
TOTALS	P 21,345,399.43

P 160,229,473.25
93,147,293.49
12,227,360.70
P 265,604,127.44

(3.2.a)

3.3 ON-TIME PAID, THIS MONTH:

(3.1.a) + (3.1.a.b)	x	100 =	64.30%
---------------------	---	-------	--------

(3.2.a) + (3.2.b)

COLLECTION EFFICIENCY, YTD

3.1 Totals	x	100 =	95.76%
------------	---	-------	--------

3.2 Totals

COLLECTION RATIO, YTD

AR Beg. Of year + 3.1 Totals	x	100 =	93.76%
---------------------------------	---	-------	--------

4. FINANCIAL DATA

4.1 REVENUE

	This Month
a. Operating	P 21,937,443.48
b. Non-operating	644,638.13
TOTALS	P 22,582,081.61

Year-To-Date
P 274,096,043.84
5,603,666.50
P 279,699,710.34

4.2 EXPENSES:

	THIS MONTH	YEAR-TO-DATE
a. Salaries and Wages	P 5,769,211.41	P 42,801,986.43
b. Pumping Cost (Fuel, oil, Electric)	2,828,313.55	32,493,467.69
c. Chemicals (Treatment)	132,945.00	2,242,694.00
d. Other O & M Expenses	18,476,093.76	113,108,348.02
e. Depreciation Expense	3,220,759.52	37,601,366.70
f. Interest Expense	142,172.00	1,759,116.00
Totals	P 30,569,495.24	P 230,006,978.84

4.3 NET INCOME (LOSS):

P (7,987,413.63)	P 49,692,731.50
------------------	-----------------

4.4 CASH FLOW REPORT

a. Receipts	P 22,737,940.45	P 285,437,473.43
b. Less: Disbursements	26,132,232.37	272,389,965.24
c. Net Receipt (Disbursement)	(3,394,291.92)	13,047,508.19
d. Cash Balance, Beginning	202,442,016.35	186,000,216.24
e. Cash Balance, Ending	P 199,047,724.43	P 199,047,724.43

4.5 MISCELLANEOUS DATA:

a. Loan Funds (Total)	
1 Cash on Hand	
2 Cash in Bank	
b. WD Funds (Total)	P 256,281,698.57
1 Cash on hand	572,310.55
2 Cash in Bank	182,719,217.54
3 Working Fund	19,983.85
4 Sinking Fund Reserves	57,233,974.14
5 Special Deposits	8,193,847.56
6 Misc. Special Fund	7,542,364.93
c. Inventories	P 24,898,610.87
d. Acct. Receivables	19,930,538.23
Customer	19,344,244.74
City Gov't. Accounts	586,293.49
e. Customers Deposit	7,927,911.60
f. Loans Payable - LWUA	20,684,450.10
g. Payable to Suppliers & other creditors	21,147,842.89

WATER PRODUCTION DATA

5.1 SOURCE OF SUPP.

	Number	Rated / Actual	Capacity	Basis of Data
a. Wells	25	53568 / 53137	m3/day	Flowmeter
b. Springs	4	20736 / 13564	m3/day	Flowmeter
c. Surface		\	m3/day	-
d. Totals	29	74304 / 66701	m3/day	Flowmeter

5.2 WATER PRODUCTION

	This Month	Year-To-Date	METHOD OF MEASUREMENT
a. Pumped	1,125,382 m3	10,404,311 m3	Flowmeter
b. Gravity	419,342 m3	6,204,363 m3	Flowmeter
c. Totals	1,544,724 m3	16,608,674 m3	Flowmeter

5.3 ACCOUNTED WATER USE:

	THIS MONTH	YEAR-TO-DATE
a. Metered Billed	1,090,611.00 m3	13,671,816.00 m3
b. Metered Billed (Lorry)	1,590.00 m3	20,904.00 m3
c. Refilling	11 m3	48.00 m3
d. Adjustment on billing	1,614.00 m3	30,306.00 m3
e. Total Billed (5.3.a + 5.3.b + 5.3.c)	1,093,826.00 m3	13,723,074.00 m3
f. Unmetered Unbilled	6,966.85 m3	574,457.20 m3
g. Total Accounted (5.3.d + 5.3.e)	1,100,792.85 m3	14,297,531.20 m3

5.4 WATER USE ASSESSMENT:

a. Ave. Monthly consumption	- Res./Gov't.	22.40 m3
	- Commercial (ave.)	49.08 m3
b. Ave. Per Capita/day consumption		0.17 m3
	5.3.f	
c. Accounted Water	$\frac{\text{5.3.f}}{\text{5.2.c}} \times 100 =$	71.26 %
d. Revenue Water	$\frac{\text{5.3.d}}{\text{5.2.c}} \times 100 =$	70.81 %

5.5 WATER PRODUCTION COST:

a. Total power (electricity) consumption	356,840 kwh
b. Total power cost (electricity)	P 2,700,401.15
c. Unit Power cost before adjustment	P 4.4340 /kwh
d. Unit Power cost after adjustment (ave.)	P 7.57 /kwh
e. Total fuel (diesel) consumption	4,800 ltrs.
f. Total fuel cost	P 126,818.40
g. Other energy cost (oil, etc.)	P 1,094.00
h. Total chlorine consumed	1,296.45 kg.
i. Total chlorine cost	166,665.85
j. Other chemicals	66.0 kg.
k. Total cost of other chemicals	22,836.00
l. Total production cost	P 3,017,815.40

5.5 LEVEL OF SERVICE:

24 hrs./7 days a week

MISCELLANEOUS DATA:

6.1 Employees

a. Total 171 ; Regular 130 ; Casuals	41
b. No. of connections/employee	256
c. Ave. monthly salary/employee - Reg.	P 33,738.08

6.2 Bacteriological

a. Total samples taken	40
b. No. of negative results	40
c. Test results submitted to LWUA	40

6.3 Chlorination

a. Total samples taken	574
b. No. of samples meeting standards	574
c. No. of days full chlorination	31

6.4 Board of Directors

	This Month	Year-To-Date
a. Resolution Approved	20	188
b. Policies passed		
c. Directors fee paid	99,456.00	1,539,996.00
d. Meetings		
1. Held (No.)	4	48
2. Regular (No.)	2	24
3. Special (No.)	2	24

STATUS OF VARIOUS DEVELOPMENTS:

7.1 STATUS OF LOANS

Type of Loans/Funds	Loan/Fund Committed	AVAILMENT TO DATE	
	P	Amount	Percentile
a. Early action		P	%
b. Interim Improvement			%
c. Comprehensive			%
d. New service connection			%
e. BPW Funds			%
f.			%

2 STATUS OF LOAN PAYMENTS TO LWUA:

Types of loan/Funds:

- a. Early Action
- b. Interim Improvement
- c. Comprehensive
- f. New Service connection
- e. Level III Loan - 3.445
- g. LA # 4-1616

TOTALS

PAYMENT		
Billing	Amount	Percentile
P -	P -	
-	-	
-	-	
-	-	
-	-	
3,159,852.00	3,159,852.00	100%
P 3,159,852.00	P 3,159,852.00	100%

7.3 Other-On-Going Projects

- a. Early Action
- b. Pre-Feasibility Study
- c. Feasibility Study
- d. A & E Design
- e. Well Construction

Types	Status Schedule (%)	Funded by	Done by

I. WATER SOURCE DEVELOPMENT

A. PUMPING STATION

1. Caromatig (Carolina III)

- Well Drilling
- 2 Monte Cielo
- Well Drilling
- Demolition of Existing steel over head tank

Failure on the negotiated procurement subject
for evaluation of specifications & cost estimates

MNWD

Awaits the availability of LWUA Drilling Equipment

MNWD

Disposal process on going

MNWD

B. RESERVOIR

- 1 Canaman Glass Fused to steel Bolted Tank (Tank # 3)

Notice to Proceed received on June 15, 2015
99.64% Accomplished

MNWD

Houston

I. IMPROVEMENT OF WATER QUALITY SERVICES

A. SEPTAGE TREATMENT PLANT

- 1 Treatment Facility (Package 11)
- 2 Consultancy
- 3 Electro-Mechanical
- 4 Landscaping

Awaits the septage fee approval

MNWD

B. Modification of Asupre Intake Box (BR # 36 s.2015)

100% Completed, May 9, 2015

MNWD

Labor by Admin

C. Rehabilitation of Nabuntulan Spring

Intake Box and Repair Works for
100 mm uPVC PAWASA Pipelines
(BR # 37 s.2015)

May 29, 2015. injected to the sytem
Implementation upon resolution of pending
issues between LGU Naga - MNWD and
Barangay Panicuason

MNWD

CARRIED OVER FROM 2014 BUDGET

I. OPTIMUM UTILIZATION OF WATER PRODUCTION

A. EXPANSION OF SERVICE AREA

1. Water Source Development

• Spring Upgrading

- Upgrading and Dev't. of the water Supply System of Nabuntulan Spring
- Anayan Spring Footbridge & Pathway

Pending finalization of program of works
upon PAMB evaluation of work item

MNWD

Budget re-aligned to Zone 6 Brgy. Dugal to Sitio
Tampak to Zone 6, Brgy. Sua, Camaligan (Phase I & II)

MNWD

• Jardin Real Pumping Station

- Pumphouse and Perimeter Fence
- Pump and Electro-mechanical Equipment
- Three Phase Powerline

100% Accomplished; October 26, 2015

MNWD

HiTone Const.

Preparation of Request of construction
Services (RCS)

MNWD

MNWD

	Status Schedule (%)	Funded by	Done by
• Camaligan Reservoir • Pumphouse and Gen set House, PCCP, Flushing Box and Drainage • Steel bolted Tank, Electro-Mechanical Equipment with Pipeline & fittings • Inlet & Outlet Pipeline • Three Phase Transmission Line and Electrical Equipment	100% Completed, March 11,2015 NTP Received, July 24,2015;83.66% accomplished 100% Completed, May 14,2015 100% Completed, November 27,2015	MNWD MNWD MNWD	XQZ Builders Uni-Field Ent. Power Compact
• Canaman Reservoir- Additional Tank (Tank # 2)	100% Completed, February 9,2015	MNWD	Prime Builders

B. INCREASE NUMBER OF SERVICE CONNECTION

1. Transmission Line

• Jardin Real Pumping Station Transmission Line	Failure on negotiated procurement - No quotation was received	MNWD	
• Zone 5, Sitio Langon, -Zone 7 Brgy. Cararayan to Cararayan	100% Completed, July 9,2015	MNWD	EPL Const.
• Parallel Transmission from San Agustin reservoir to Baras, Canaman (Realignment of funds per BR # 71 dated October 31,2014)	100% Completed, November 23,2015	MNWD	EPL Const.

2. Distribution Line

• Princeton St., Brgy. Concepcion Pequeña, Naga City	100% Completed, January 22,2015	MNWD	Grelips Cons. & Supply
• Magarao (Labor only) Casuray (Phase 1 & 11)	100% Accomplished, December 1,2015	LGU & MNWD	EPL Gen. Const.
	NTP received on Oct. 30,2015; 93.89% accomplished	LGU & MNWD	EPL Gen. Const.
• Canaman (Labor only) Poro, Liñaga, San Jose West, Iquin and San Francisco	NTP Received on October 30,2015	LGU & MNWD	EPL Gen. Const.
Zone 2, Liñaga & Iquin to Mangawayan	14.48% Accomplished, % of Completion was adjusted due to correction of wgt.% computation	LGU & MNWD	EPL Gen. Const.
	NTP Received on October 30,2015	LGU & MNWD	EPL Gen. Const.
• Camaligan (Labor only) Zone 6, Bgy. Dugcal to Sitio Tampak to Zone 6, Bfgy. Sua, Camaligan	NTP Received on October 30,2015 (67.41% Accomplished)	LGU & MNWD	EPL Gen. Const.

II IMPROVEMENT OF WATER QUALITY SERVICES

1. Septage Treatment Project (Anticipated Expenses)	Pending LWUA approval of septage fee	MWD	
2. Annex Building (Water refilling, Canteen, Driver's Lounge, Union Office & Communication room)	100% Completed, February 6,2015	MNWD	Renbee Cons't.
3. Water Refilling Station Equipment	100% Completed, February 10,2015	MNWD	
4. Proposed Comfort Room Expansion (Re-alignment of Fund per BR # 008 s.2015)	100% Completed, July 6,2015	MNWD	By Admin

Status
Schedule (%)

Funded by

Done by

Republic of the Philippines
METROPOLITAN RAGA WATER DISTRICT
SUMMARY REPORT ON MICROBEN OPTICAL TEST

Month of December 2015

STATUS OF INSTITUTIONAL DEVELOPMENT: (To be filled up by the Advisor)

8.1 Development Progress Indicator:

Phase	Earned	Required	Variance	Age in Month	Developmental Rating

8.2 Commercial System's Audit

	Date
a. CPS I Installed	
b. CPS II Installed	
c. Management Audit	
d. PR Assistance	
e. Marketing Assistance	
f. Financial Audit	
g. _____	

SUBMITTED BY:

VERIFIED BY:

CESAR H. FEDERIZON

General Manager

January 15, 2016

Management
Auditor

Date

NOTED BY:

RECORDED BY:

Area Supervisor

Date

FMD

Date

Answer 11

Republic of the Philippines
METROPOLITAN NAGA WATER DISTRICT
SUMMARY REPORT ON MICROBIOLOGICAL TEST
Month of November 2015

1. Population actually served by utility 217,950
 (No. of service connections x average no. of persons per service Connection)

2. Required minimum number of sample 32
 (Based on the following table)

Population Served | Minimum frequency of sampling

less than 5,000	One(1) sample monthly
5,000-100,000	One(1) sample per 5,000 population monthly
more than 100,000	20 samples plus 1 sample per 10,000 population monthly.

3. Sample Requirement

a.) No. of samples examined 40

b) Percent (%) to the minimum required ($3.a/2 \times 100$) 125%

c) Meets Standard ☐ Yes ☐ No
 (If b is 100% or more, check Yes)

4. Method

4.1 Multiple Tube Fermentation Technique (MTFT)

a. Number of samples showing presence of coliform group NONE

b. Percent (%) to samples examined ($4.1.a/3.a \times 100$) 0

c. Meets Standard ☐ Yes ☐ No
 (If b is 5% or less, check Yes)

4.2 Membrane Filter Technique (MFT)

a. Number of samples showing presence of coliform colonies N/A

b. Percent (%) to the total number of samples analyzed N/A
 ($4.2.a/3.a \times 100$)

c. Meets Standard ☐ Yes ☐ No N/A
 (If b is 5% or less, check Yes)

4.3 Fecal Coliform Test (FCT)

a. Number of samples showing presence of fecal coliform organisms with MPN/100 ml value of 1.1 or more NONE

b. Meets Standard ☒ Yes ☐ No
(If a is Zero, check Yes)

4.4 Heterotrophic Plate Count (HPC)

a. Number of HPC tests conducted 40

b. Number of samples showing HPC value < 500 CFU/ml 40

c. Percent (%) to the number of tests conducted (b/a x 100) 100%

d. Meets Standard ☒ Yes ☐ No
(If c is 100 %, check Yes)

(Please attach laboratory test results with this summary form)

NOTED BY:

CESAR H. FEDERIZON
General Manager

Date



Republic of the Philippines
METROPOLITAN NAGA WATER DISTRICT
40 J. Miranda Avenue, Naga City

four M

Summary Report
PHYSICAL AND CHEMICAL TEST RESULT
For the Year 2015

Parameters Measured	PNSDW (2007)	RESULTS											
		Cararayan PS1	Cararayan PS2	Cararayan PS3	San Felipe PS1	San Felipe PS2	San Felipe PS3	Pacol PS1	Pacol PS2	Pacol PS3	San Isidro PS1	San Isidro PS2	Carolin PS1
Laboratory No.		P15-03-12	P15-03-13	P15-03-14	P15-03-15	P15-03-16	P15-03-17	P15-03-18	P15-03-19	P15-03-20	P15-03-21	P15-03-22	P15-03-23
Turbidity; NTU	5	0.43	1.75	0.31	0.45	0.27	0.20	0.31	0.15	0.20	0.23	0.43	0.70
Color; Units	True 5	NA	NA	NA	NA	NA	NA	NA	NA	NA	NA	NA	NA
Odor	U	U	U	U	U	U	U	U	U	U	U	U	U
pH	6.5 - 8.5 / *5 - 7	7.38	7.53	7.37	7.60	7.37	7.29	7.43	7.02	6.98	7.09	7.15	6.93
Total Dissolved Solids;	500 / * <10	132	91	93	298	362	276	226	222	206	76	74	163
Sulfate; mg/l	250	9.57	14.79	11.73	82.57	48.28	84.03	89.36	111.10	96.86	19.73	22.19	41.49
Nitrate; mg/l	50	1.91	0.11	3.38	0.93	2.84	0.91	0.74	1.27	1.92	3.31	10.44	8.78
Chloride; mg/l	250.0	8.78	5.84	10.74	3.11	16.06	2.19	2.08	7.25	7.12	10.51	9.10	8.98
Iron mg/l	1.0	0.08	0.00	0.00	0.03	0.00	0.00	0.01	0.00	0.00	0.00	0.00	0.02
Manganese mg/l	0.4	0.11	0.00	0.01	0.29	0.17	0.12	0.01	0.02	0.01	0.03	0.01	0.01
Total Hardness mg/l	300	132.51	102.27	117.18	194.04	103.32	178.29	273	128.1	241.29	264.81	274.61	70.35
Benzene mg/l	0.01	NIL	NIL	NIL	NIL	NIL	NIL	NIL	NIL	NIL	NIL	NIL	NIL
Arsenic mg/l	0.01	NIL	NIL	NIL	NIL	NIL	NIL	NIL	NIL	NIL	NIL	NIL	NIL
Cadmium mg/l	0.003	NIL	NIL	NIL	NIL	NIL	NIL	NIL	NIL	NIL	NIL	NIL	NIL
Lead mg/l	0.01	NIL	NIL	NIL	NIL	NIL	NIL	NIL	NIL	NIL	NIL	NIL	NIL

Note: U - unobjectionable
NIL - not detectable by the method used
NA - Not Analyzed

*5-7 - for product water that undergone
reverse osmosis or distillation process
* <10 - for product water that undergone
reverse osmosis or distillation process

Prepared by:

RYLAN ROY A. SAGUIT
Chemist

Checked by:

ZANDRA S. GUTIERREZ
OIC - Head, Laboratory Section

Attested by:

ENGR. RENATO R. DELA CRUZ
Division Manager A

Noted by:

CESAR H. FEDERIZON
Acting General Manager



Republic of the Philippines
METROPOLITAN NAGA WATER DISTRICT
40 J. Miranda Avenue, Naga City

four M

Summary Report
PHYSICAL AND CHEMICAL TEST RESULT
For the Year 2015

Parameters Measured	PNSDW (2007)	RESULTS											
		Cararayan PS1	Cararayan PS2	Cararayan PS3	San Felipe PS1	San Felipe PS2	San Felipe PS3	Pacol PS1	Pacol PS2	Pacol PS3	San Isidro PS1	San Isidro PS2	Carolin PS1
Laboratory No.		P15-03-12	P15-03-13	P15-03-14	P15-03-15	P15-03-16	P15-03-17	P15-03-18	P15-03-19	P15-03-20	P15-03-21	P15-03-22	P15-03-23
Turbidity; NTU	5	0.43	1.75	0.31	0.45	0.27	0.20	0.31	0.15	0.20	0.23	0.43	0.70
Color; Units	True 5	NA	NA	NA	NA	NA	NA	NA	NA	NA	NA	NA	NA
Odor	U	U	U	U	U	U	U	U	U	U	U	U	U
pH	6.5 - 8.5 / *5 - 7	7.38	7.53	7.37	7.60	7.37	7.29	7.43	7.02	6.98	7.09	7.15	6.93
Total Dissolved Solids;	500 / * <10	132	91	93	298	362	276	226	222	206	76	74	163
Sulfate; mg/l	250	9.57	14.79	11.73	82.57	48.28	84.03	89.36	111.10	96.86	19.73	22.19	41.49
Nitrate; mg/l	50	1.91	0.11	3.38	0.93	2.84	0.91	0.74	1.27	1.92	3.31	10.44	8.78
Chloride; mg/l	250.0	8.78	5.84	10.74	3.11	16.06	2.19	2.08	7.25	7.12	10.51	9.10	8.98
Iron mg/l	1.0	0.08	0.00	0.00	0.03	0.00	0.00	0.01	0.00	0.00	0.00	0.00	0.02
Manganese mg/l	0.4	0.11	0.00	0.01	0.29	0.17	0.12	0.01	0.02	0.01	0.03	0.01	0.01
Total Hardness mg/l	300	132.51	102.27	117.18	194.04	103.32	178.29	273	128.1	241.29	264.81	274.61	70.35
Benzene mg/l	0.01	NIL	NIL	NIL	NIL	NIL	NIL	NIL	NIL	NIL	NIL	NIL	NIL
Arsenic mg/l	0.01	NIL	NIL	NIL	NIL	NIL	NIL	NIL	NIL	NIL	NIL	NIL	NIL
Cadmium mg/l	0.003	NIL	NIL	NIL	NIL	NIL	NIL	NIL	NIL	NIL	NIL	NIL	NIL
Lead mg/l	0.01	NIL	NIL	NIL	NIL	NIL	NIL	NIL	NIL	NIL	NIL	NIL	NIL

Note: U - unobjectionable
NIL - not detectable by the method used
NA - Not Analyzed

*5-7 - for product water that undergone
reverse osmosis or distillation process
* <10 - for product water that undergone
reverse osmosis or distillation process

Prepared by:

RYLAN ROY A. SAGUIT
Chemist

Checked by:

ZANDRA S. GUTIERREZ
OIC - Head, Laboratory Section

Attested by:

ENGR. RENATO R. DELA CRUZ
Division Manager A

Noted by:

CESAR H. FEDERIZON
Acting General Manager



Republic of the Philippines
METROPOLITAN NAGA WATER DISTRICT
 40 J. Miranda Avenue, Naga City

Summary Report
 PHYSICAL AND CHEMICAL TEST RESULT
 For the Year 2015

Parameters Measured	PNSDW (2007)	RESULTS											
		Carolina PS2	Kalinisan 1 & 2	Kalinisan 3	Panicuason PS	Prieto PS	San Agustin PS	Carangacang PS	Del Rosario PS	Sta Lucia PS	Anayan PS	Rumangrap PS	Capilihan PS
Laboratory No.		P15-03-24	P15-03-25	P15-03-26	P15-03-27	P15-03-29	P15-03-30	P15-03-31	P15-03-32	P15-03-33	P15-03-34	P15-03-35	P15-03-36
Turbidity; NTU	5	0.21	0.23	0.62	0.20	0.94	0.74	0.32	0.15	0.23	0.31	0.07	0.31
Color; Units	True 5	NA	NA	NA	NA	NA	NA	NA	NA	NA	NA	NA	NA
Odor	U	U	U	U	U	U	U	U	U	U	U	U	U
pH	6.5 - 8.5 / *5 - 7	7.02	6.93	7.08	7.09	7.08	7.47	7.39	7.92	7.63	7.34	7.73	8.05
Total Dissolved Solids;	500 / *<10	58	119	103	236	345	461	160	84	434	60	53	207
Sulfate; mg/l	250	17.77	50.97	36.32	130.72	29.69	99.09	41.02	19.85	133.24	8.34	5.19	95.99
Nitrate; mg/l	50	9.37	6.76	3.56	6.83	2.46	0.38	4.54	2.26	2.98	9.07	4.9	5.61
Chloride; mg/l	250.0	10.98	9.13	4.19	6.02	45.40	134	8.27	10.74	12.90	12.03	11.68	16.25
Iron mg/l	1.0	0.00	0.00	0.01	0.00	0.04	0.09	0.02	0.00	0.00	0.00	0.00	0.04
Manganese mg/l	0.4	0.03	0.02	0.02	0.01	0.04	0.37	0.02	0.02	0.07	0.01	0.00	0.16
Total Hardness mg/l	300	60.06	137.34	130.2	289.08	242.55	131.88	122	87.57	233.1	67.2	63.42	100.32
Benzene mg/l	0.01	NIL	NIL	NIL	NIL	NIL	NIL	NIL	NIL	NIL	NIL	NIL	NIL
Arsenic mg/l	0.01	NIL	NIL	NIL	NIL	NIL	NIL	NIL	NIL	NIL	NIL	NIL	NIL
Cadmium mg/l	0.003	NIL	NIL	NIL	NIL	NIL	NIL	NIL	NIL	NIL	NIL	NIL	NIL
Lead mg/l	0.01	NIL	NIL	NIL	NIL	NIL	NIL	NIL	NIL	NIL	NIL	NIL	NIL

Note: U - unobjectionable
 NIL - not detectable by the method used
 NA - Not Analyzed

*5-7 - for product water that undergone
 reverse osmosis or distillation process
 *<10 - for product water that undergone
 reverse osmosis or distillation process

Prepared by:

BRYAN ROY A. SAGUIT
 Chemist

Checked by:

ZANDRA S. GUTIERREZ
 OIC - Head, Laboratory Section

Attested by:

ENGR. RENATO R. DELA CRUZ
 Division Manager A

Noted by:

CESAR H. FEDERIZON
 Acting General Manager



Republic of the Philippines
METROPOLITAN NAGA WATER DISTRICT
40 J. Miranda Avenue, Naga City

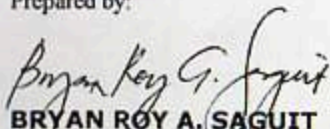
Summary Report
PHYSICAL AND CHEMICAL TEST RESULT
For the Year 2015

Parameters Measured	PNSDW (2007)	RESULTS									
		Canaman PS	Monte Cielo PS	Almeda PS	Villa Sorabella PS	Magdalena PS					
Laboratory No.		P15-03-37	P15-03-38	P15-03-39	P15-03-40	P15-03-41					
Turbidity; NTU	5	0.27	0.22	0.20	0.34	0.15					
Color; Units	True 5	NA	NA	NA	NA	NA					
Odor	U	U	U	U	U	U					
pH	6.5 - 8.5 / *5 - 7	7.36	6.94	6.98	7.15	7.05					
Total Dissolved Solids;	500 / * <10	209	75.7	73.6	187	83.7					
Sulfate; mg/l	250	73.82	30	30	50	25					
Nitrate; mg/l	50	4.91	5.42	7.03	1.92	5.82					
Chloride; mg/l	250.0	16.83	2.88	4.35	6.11	4.38					
Iron mg/l	1.0	0.01	0.00	0.02	0.41	0.01					
Manganese mg/l	0.4	0.12	0.00	0.01	0.08	0.01					
Total Hardness mg/l	300	64.32	120.31	130.32	150.45	66.12					
Benzene mg/l	0.01	NIL	NIL	NIL	NIL	NIL					
Arsenic mg/l	0.01	NIL	NIL	NIL	NIL	NIL					
Cadmium mg/l	0.003	NIL	NIL	NIL	NIL	NIL					
Lead mg/l	0.01	NIL	NIL	NIL	NIL	NIL					


Note: U - unobjectionable
NIL - not detectable by the method used
NA - Not Analyzed

*5-7 - for product water that undergone
reverse osmosis or distillation process
* <10 - for product water that undergone
reverse osmosis or distillation process


Prepared by:


BRYAN ROY A. SAGUIT
Chemist


Checked by:


ZANDRA S. GUTIERREZ
OIC - Head, Laboratory Section

Attested by:


ENGR. RENATO R. DELA CRUZ
Division Manager A

Noted by:


CESAR H. FEDERIZON
Acting General Manager



Republic of the Philippines
METROPOLITAN NAGA WATER DISTRICT
40 J. Miranda Avenue, Naga City

Summary Report
PHYSICAL AND CHEMICAL TEST RESULT
For the Year 2015

Parameters Measured	PNSDW (2007)	RESULTS											
		Cararayan PS1	Cararayan PS2	Cararayan PS3	San Felipe PS1	San Felipe PS2	San Felipe PS3	Pacol PS1	Pacol PS2	Pacol PS3	San Isidro PS1	San Isidro PS2	Carolina PS1
Laboratory No.		P15-03-12	P15-03-13	P15-03-14	P15-03-15	P15-03-16	P15-03-17	P15-03-18	P15-03-19	P15-03-20	P15-03-21	P15-03-22	P15-03-23
Turbidity; NTU	5												
Color; Units	True 5	2	3	3	1	4	5	1	3	1	1	1	1
Odor	U												
pH	6.5 - 8.5 / *5 - 7												
Total Dissolved Solids;	500 / *<10												
Sulfate; mg/l	250												
Nitrate; mg/l	50												
Chloride; mg/l	250.0												
Iron mg/l	1.0												
Manganese mg/l	0.4												
Total Hardness mg/l	300												
Benzene mg/l	0.01												
Arsenic mg/l	0.01												
Cadmium mg/l	0.003												
Lead mg/l	0.01												

Note: U - Unobjectionable
NIL - not detectable by the method used
NA - Not Analyzed

*5-7 - for product water that undergone
reverse osmosis or distillation process
*<10 - for product water that undergone
reverse osmosis or distillation process

Prepared by:

BRYAN ROY A. SAGUIT
Chemist

Checked by:

ZANDRA S. GUTIERREZ
OIC - Head, Laboratory Section

Attested by:

ENGR. RENATO R. DELA CRUZ
Division Manager A

Noted by:

CESAR H. FEDERIZON
General Manager



Republic of the Philippines
METROPOLITAN NAGA WATER DISTRICT
40 J. Miranda Avenue, Naga City

Summary Report
PHYSICAL AND CHEMICAL TEST RESULT
For the Year 2015

Parameters Measured	PNSDW (2007)	RESULTS											
		Carolina PS2	Kalinisan 1 & 2	Kalinisan 3	Panicuason PS	Prieto PS	San Agustin PS	Carangacang PS	Del Rosario PS	Sta Lucia PS	Anayan PS	Rumangrap PS	Capilihan PS
Laboratory No.		P15-03-24	P15-03-25	P15-03-26	P15-03-27	P15-03-29	P15-03-30	P15-03-31	P15-03-32	P15-03-33	P15-03-34	P15-03-35	P15-03-36
Turbidity; NTU	5												
Color; Units	True 5	2	1	1	1	2	1	2	1	1	1	2	3
Odor	U												
pH	6.5 - 8.5 / *5 - 7												
Total Dissolved Solids;	500 / *<10												
Sulfate; mg/l	250												
Nitrate; mg/l	50												
Chloride; mg/l	250.0												
Iron mg/l	1.0												
Manganese mg/l	0.4												
Total Hardness mg/l	300												
Benzene mg/l	0.01												
Arsenic mg/l	0.01												
Cadmium mg/l	0.003												
Lead mg/l	0.01												

Note: U - unobjectionable
NIL - not detectable by the method used
NA - Not Analyzed

*5-7 - for product water that undergone
reverse osmosis or distillation process
*<10 - for product water that undergone
reverse osmosis or distillation process

Prepared by:

BRYAN ROY A. SAGUIT
Chemist

Checked by:

ZANDRA S. GUTIERREZ
OIC - Head, Laboratory Section

Attested by:

ENGR. RENATO R. DELA CRUZ
Division Manager A

Noted by:

CESAR H. FEDERIZON
General Manager



Republic of the Philippines
METROPOLITAN NAGA WATER DISTRICT
40 J. Miranda Avenue, Naga City

Summary Report
PHYSICAL AND CHEMICAL TEST RESULT
For the Year 2015

Parameters Measured	PNSDW (2007)	RESULTS									
		Canaman PS	Monte Cielo PS	Almeda PS	Villa Sorabella PS	Magdalena PS					
Laboratory No.		P15-03-37	P15-03-38	P15-03-39	P15-03-40	P15-03-41					
Turbidity; NTU	5										
Color; Units	True 5	4	4	2	1	4					
Odor	U										
pH	6.5 - 8.5 / *5 - 7										
Total Dissolved Solids;	500 / *<10										
Sulfate; mg/l	250										
Nitrate; mg/l	50										
Chloride; mg/l	250.0										
Iron mg/l	1.0										
Manganese mg/l	0.4										
Total Hardness mg/l	300										
Benzene mg/l	0.01										
Arsenic mg/l	0.01										
Ammonium mg/l	0.003										
Lead mg/l	0.01										

Note: U - unobjectionable
NIL - not detectable by the method used
NA - Not Analyzed

*5-7 - for product water that undergone
reverse osmosis or distillation process
*<10 - for product water that undergone
reverse osmosis or distillation process

Prepared by:

BRYAN ROY A. SAGUIT
Chemist

Checked by:

ZANDRA S. GUTIERREZ
OIC - Head, Laboratory Section

Attested by:

ENGR. RENATO R. DELA CRUZ
Division Manager A

Noted by:

CESAR M. FEDERIZON
General Manager